

Estimate of Quantities

Item No	Pay Item	Pay Unit	Quantity
202(1A)	Remove Existing 6' Wide Sectional Floats	Lump Sum	All Req'd
202(1B)	Remove Existing 8' Wide Mooring Floats	Lump Sum	All Req'd
202(1C)	Remove Existing Outer Float and Gangway	Lump Sum	All Req'd
504(1)	Aluminum Transition Plates	Lump Sum	All Req'd
505(1)	Remove and Re-drive Existing Steel Pile	Each	1
505(2)	New Float Pile, Furnished	Each	4
505(3)	New Float Pile, Driven	Each	4
506(1)	7'x205.5' Timber Sectional Float	Lump Sum	All Req'd
506(2)	8'x323.5' Timber Mooring Float	Lump Sum	All Req'd
506(3)	New Floating Log Breakwater	Lump Sum	All Req'd
506(4A)	Leveling Flotation, 5"x20"x4'-6"L, Furnished	Each	10
506(4B)	Leveling Flotation, Installed	Each	10
506(5)	Repair Existing Floating Log Breakwater	Lump Sum	All Req'd
506(6)	Fire Extinguisher Stations	Each	4
640(1)	Mobilization & Demobilization	Lump Sum	All Req'd
640(4)	Workers Meals & Lodging or Per Diem	Lump Sum	All Req'd
642(1)	Construction Surveying	Lump Sum	All Req'd

Tidal Data

EHW	+21.0'
HTL	+20.8'
MHHW	+16.6'
MHW	+15.7'
MLLW	0.0'
ELT	-4.0'

Project As-Built Drawings have been reviewed by the Project Engineer and represent to the best of my knowledge, the project as constructed.

PE  Date 12-21-2010

Pile Data

Pile Locations (see sheet 4)	Description	No. Piles	Approx. Mudline elev.	Estimated Penetration (ft)	Estimated Tip Elev.	Cutoff Elev.	Estimated Pile Length
7' sectional float	Existing timber pile to remain	5	Varies	--	--	--	--
7' sectional float	New pile @ end float	1	-5	15	-20	30	50
8' mooring float	Existing timber piles to remain	9	-10	--	--	--	--
8' mooring float	New piles	3	-10	15	-25	30	55
8' mooring float	Relocate existing steel pile	1	-10	15	-25	30	55

Pile Notes:

- All elevations are in feet referenced to MLLW and are approximate only.
- New piles may be either 12.75" diameter x 1/2" wall steel or may be timber, see specifications.
- Existing timber piles to remain shall not be removed. Install floats over existing piles.

General Notes

Specifications & Other Information: Per Contract Documents, see Special Provisions. Reference as-built drawings (attached) for existing float & harbor features not shown.

Materials

Steel:

Tube Sections: ASTM A500 Grade B

Piles: Straight seam, ASTM A252 Grade 3 or equal.

Pipe: ASTM A53, Grade B

Stainless: Type 302, 304 or 316

Steel Shapes & Plates: ASTM A36, A572 Grade 50, or as noted.

Pile Tips: APF-0-14000 or APF 0-14001 Drive shoes or approved equal. Drive shoes are required on all piling.

Steel Coatings: All steel fabrications and hardware shall be hot-dip galvanized after fabrication per ASTM A123 and A153.

Aluminum: Shapes- ASTM 6061-T6 Plates- ASTM 5086 H112

Bolts and Fasteners: ASTM A325 for steel connections. ASTM A307 for timber.

Timber: Sawn timber shall be Douglas Fir No. 1 or better per WCLIB/WWPA grading rules. Sawn timber decking shall be Douglas Fir, Selected grade per WWPA grading rules. All sawn timber shall be S4S except decking (milled S1S2E).

Glulam members shall be DF/DF, combination 24F-V8.

Piles shall be Coast Region Douglas Fir in compliance with ASTM designation D25-70. Minimum tip diameter shall be 8". Maximum butt diameter shall be 19". Piles shall be treated with creosote according to AWWA to 20 pounds retention by assay.

UHMW Plastic: Ultra high molecular weight plastic (UHMW) shall be made from materials conforming to ASTM D4020. Color shall be black.

Float Bumpers: Float corner bumpers shall be heavy duty, marine grade vinyl type. Attach to float with stainless steel screws and washers per manufacturers recommendations.

Welding: All welding shall be done by qualified welders in accordance with AWS D1.1 or AWS D1.2.

Timber Treatment:

Sawn timber below deck level to be treated with creosote to 20 pcf retention. Glulam stringers and blocking below deck level shall be treated with creosote, 12 pcf retention. Float logs shall be treated with creosote, 20 pcf retention. Timber decking, tie-down rails and bumper boards to be treated with ACZA to 0.6 pcf retention.

Cut all members to length prior to pressure treatment. Drill all holes/counterboring and cut all daps prior to pressure treatment unless otherwise specified or approved by the Engineer. Treat all field drilled holes and cuts with copper naphthenate solution.

Polystyrene Flotation:

Flotation planks shall be constructed from closed cell expanded polystyrene (EPS) per ASTM D1621. Minimum density shall be 1.1 pcf. Materials shall have a maximum water absorption of 4 percent by volume in accordance with ASTM C272. The planks shall be cut and notched to the nominal dimensions indicated on the plans. All notches and cuts shall be performed using a hot-wire or other approved methods. All flotation planks shall be coated after fabrication with a polyurethane elastomeric coating to a minimum dry film thickness of 50 mils. Polyurethane coatings shall be "Hydrosel 2090" brand or approved equal. All field cuts, nicks and abrasions to the coating shall be repaired with additional coatings to the specified thickness.

Timber Float System:

All fabrication and connection details may not be shown. Provide detailed shop drawings showing all members and fabrication sequence and as otherwise provided below.

Machine or power driven nails will not be permitted.

For leveling the 8' wide timber floats and the stall floats, the Contractor shall provide leveling flotation billets as noted on the bid schedule and 1/2" dia. x 18" long treated wooden dowels pointed on one end or 1/2" dia PVC pipe at sharp bevel in one end. Provide a minimum of 4 dowels per leveling billet. Where leveling is required, place leveling billet between lower sill members and drive dowels through the flotation billets. Pin each leveling billet with 4 dowels equally spaced. Dowels may be driven from the top down between deck boards.

All timber bolts are economy head type with lugs and M.I. washers, unless otherwise noted. Provide double nuts or jam nuts unless otherwise noted on the Plans.

Align bumper board splices with exterior stringer splices, minimum bumper board length is 10'-0". Secure bumper boards with 16d galv common nails spaced at 12" OC, staggered row and 2 nails at each end. Pre-drill pilot hole to prevent splitting.

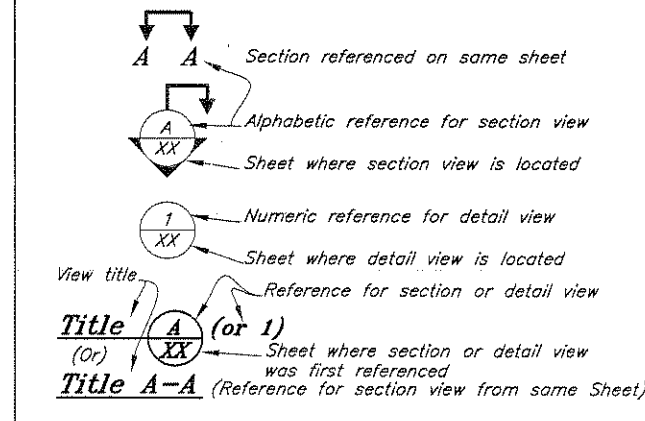
Decking shall be spaced 1/4" apart and secured to each stringer with 2-20d galvanized box nails. Pre-drill all ends where splitting may occur.

Counterbore for all bolt heads facing decking or otherwise noted to be flush.


Abbreviations

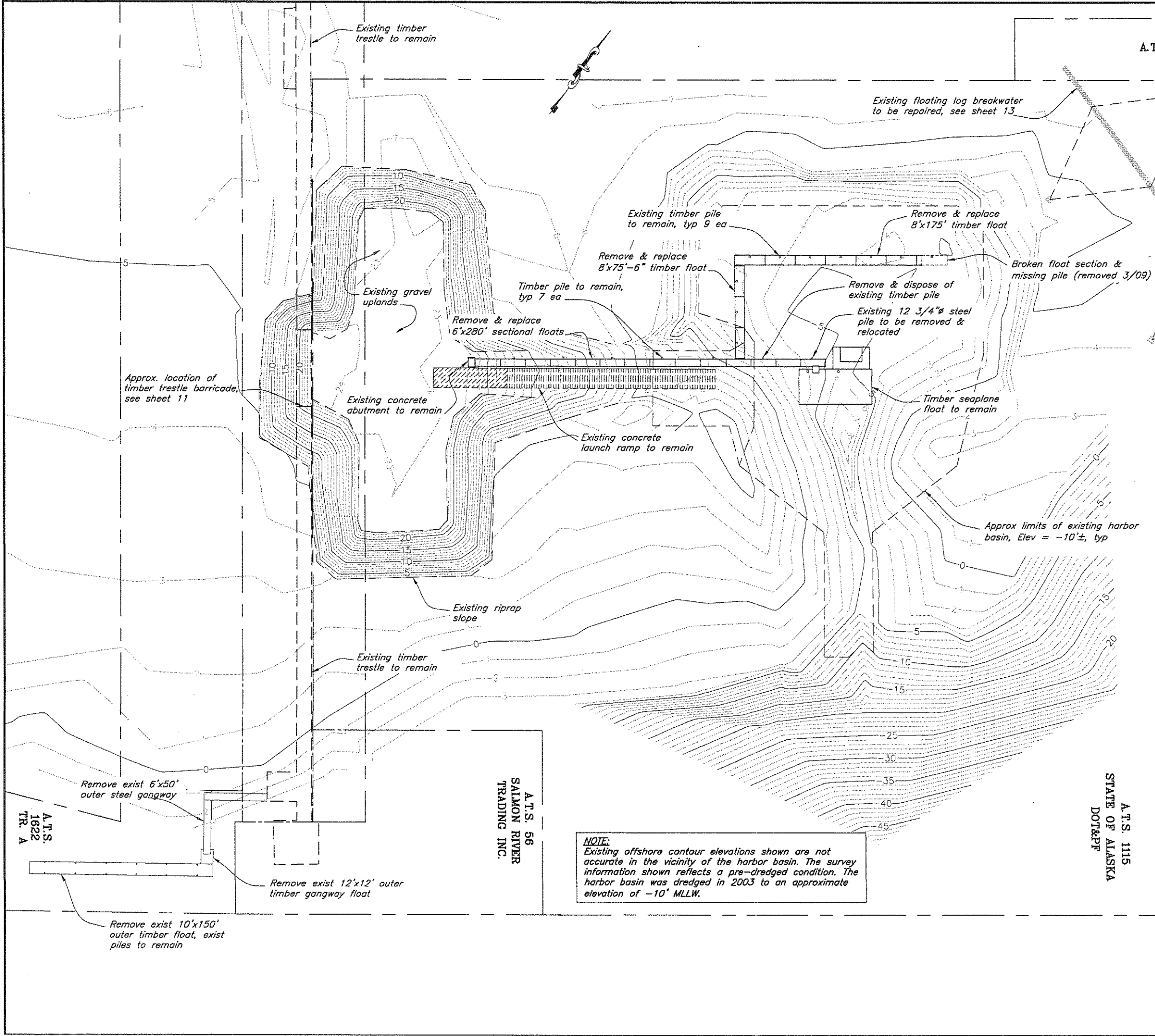
SS - Stainless Steel
Galv. - Galvanized
Typ - Typical
O.C. - On Center
U.O.N. - Unless Otherwise Noted
Econ. Hd. - Economy Head
Alum - Aluminum
CTSK - Counter Sink
MI - Malleable Iron
PL - Plate
GL - Glue Laminated
Ext - Exterior
UHMW - Ultra High Molecular Weight plastic

LEGEND



DO NOT SCALE FROM THESE DRAWINGS USE DIMENSIONS

CHECKED BY: K. Miller		STATE OF ALASKA DEPARTMENT OF TRANSPORTATION & PUBLIC FACILITIES - SOUTHEAST REGION	
		HYDER HARBOR REHABILITATION PROJECT No. 67802	
DESIGNED BY: D. Lowell		Estimate of Quantities & General Notes	
DRAWN BY: D. Lowell			
PATH: Q:\HYD\67802\MP\PLANS\FINAL 6-09\02 - ESTIMATES.DWG			
TAB: 2		Tuesday, September 01, 2009 11:42:22 AM	
LOWELL, DAVID H (DOT)			
REVISIONS		PROJECT DESIGNATION	
NO.	DATE	DESCRIPTION	YEAR
			2009
		SHEET NO. 2	
		TOTAL SHEETS 13	

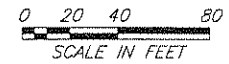


A.T.S. 1622

TRACT B
0.94 ACRES

UNOCCUPIED
TIDELANDS

Project As-Built Drawings have been reviewed by the Project Engineer and represent to the best of my knowledge, the project as constructed.
PE *[Signature]* Date 12-21-2010



NOTE:
Existing offshore contour elevations shown are not accurate in the vicinity of the harbor basin. The survey information shown reflects a pre-dredged condition. The harbor basin was dredged in 2003 to an approximate elevation of -10' MLLW.

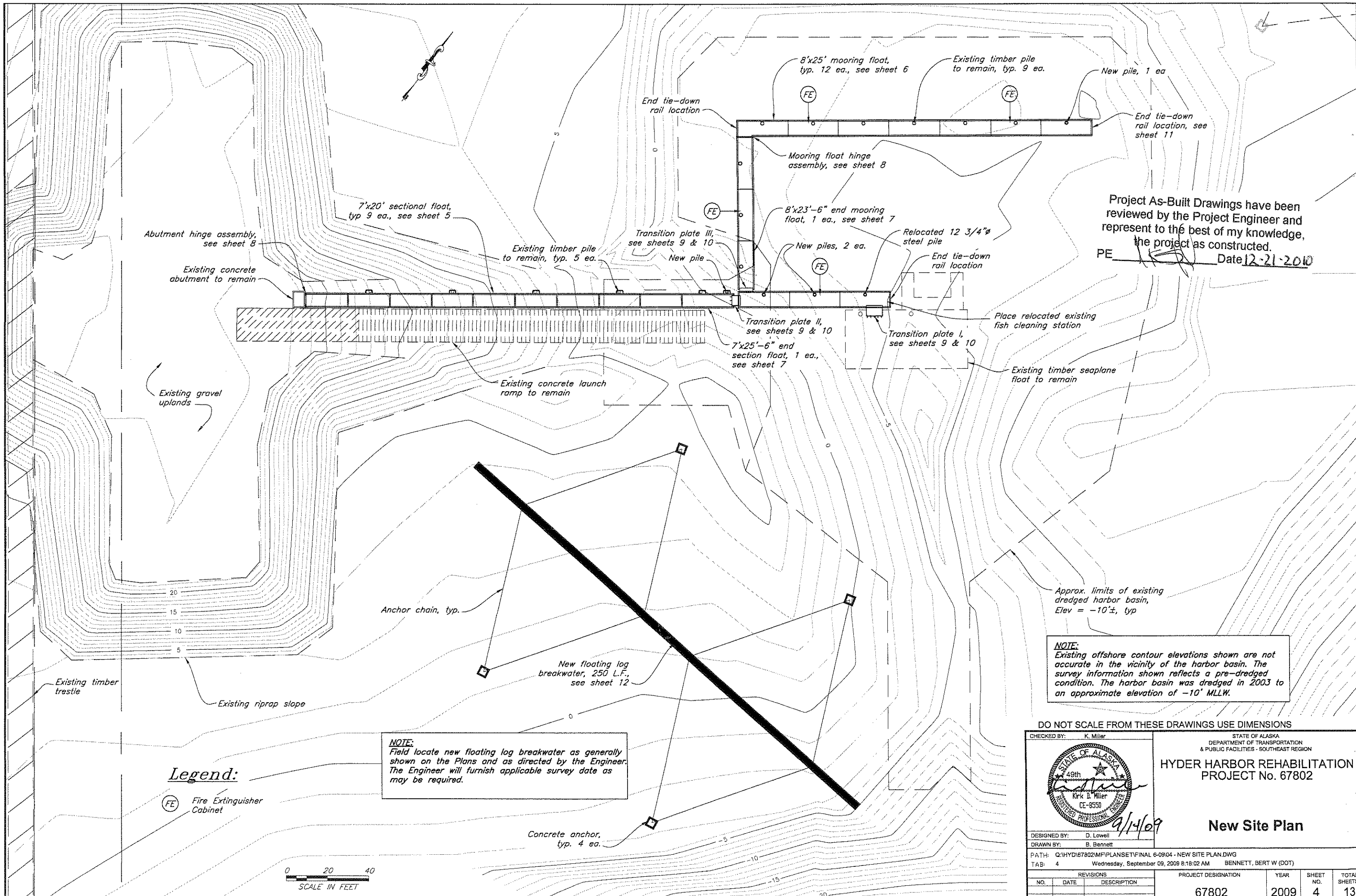
DO NOT SCALE FROM THESE DRAWINGS USE DIMENSIONS

CHECKED BY: K. Miller
DESIGNED BY: K. Miller
DRAWN BY: B. Bennett
DATE: 9/14/09

STATE OF ALASKA
DEPARTMENT OF TRANSPORTATION
& PUBLIC FACILITIES - SOUTHEAST REGION
**HYDER HARBOR REHABILITATION
PROJECT No. 67802**

**Existing Conditions &
Demolition Plan**

PATH: Q:\HYD\67802\M\F\PLANS\FINAL 6-09\03 - EXISTING SITE PLAN.DWG			YEAR		SHEET		TOTAL	
TAB: 3 Wednesday, September 02, 2009 1:11:38 PM BENNETT, BERT W (DOT)			67802		2009		13	
REVISIONS			PROJECT DESIGNATION		YEAR		SHEET	
NO.	DATE	DESCRIPTION	67802		2009		3	



Project As-Built Drawings have been reviewed by the Project Engineer and represent to the best of my knowledge, the project as constructed.
 PE *[Signature]* Date 12-21-2010

NOTE:
 Existing offshore contour elevations shown are not accurate in the vicinity of the harbor basin. The survey information shown reflects a pre-dredged condition. The harbor basin was dredged in 2003 to an approximate elevation of -10' MLLW.

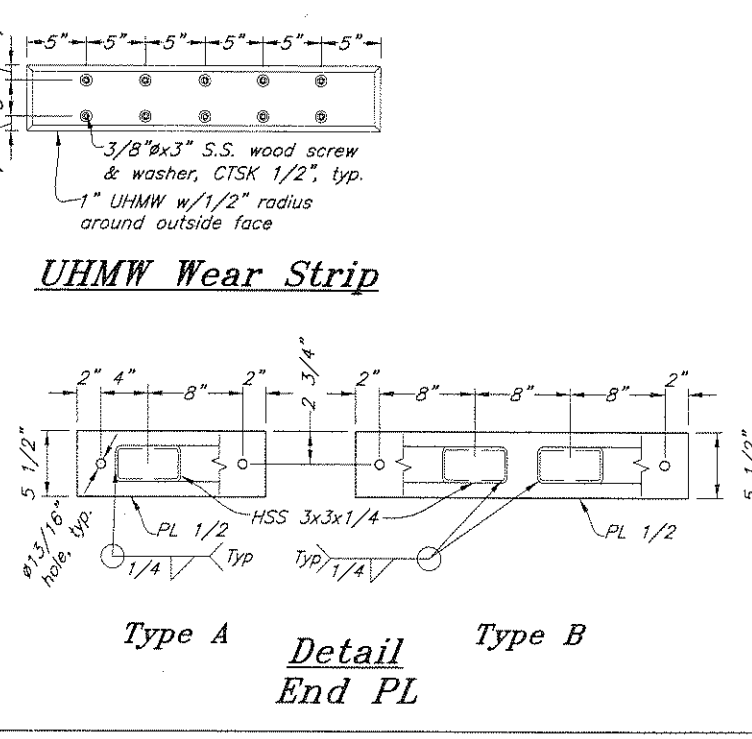
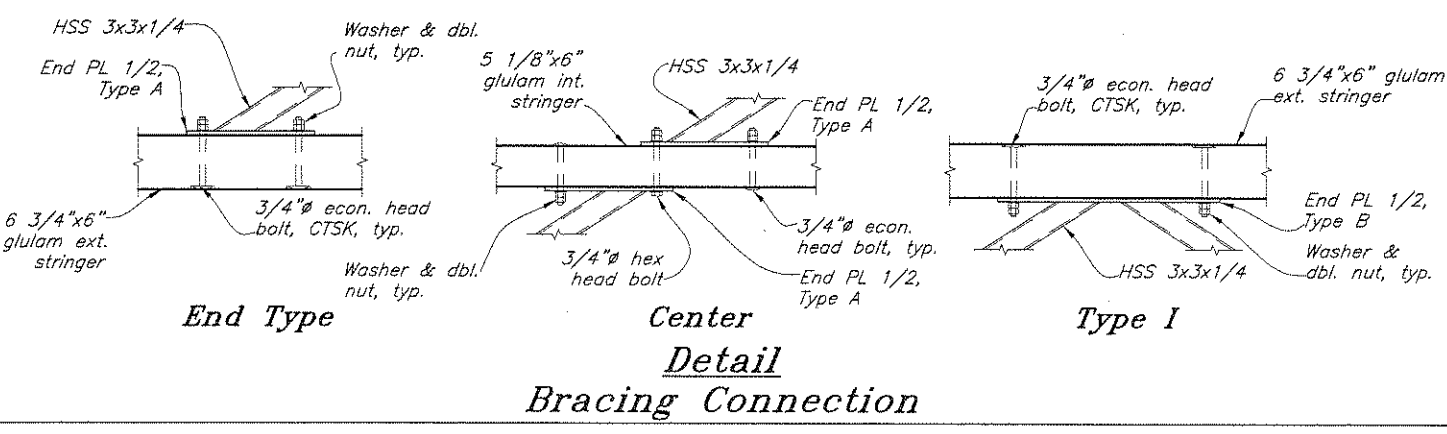
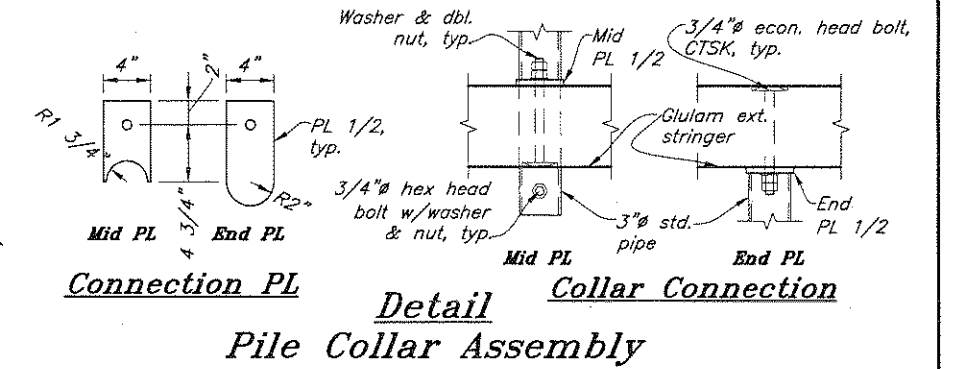
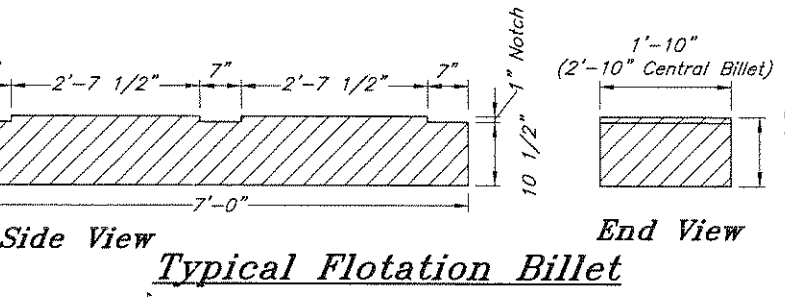
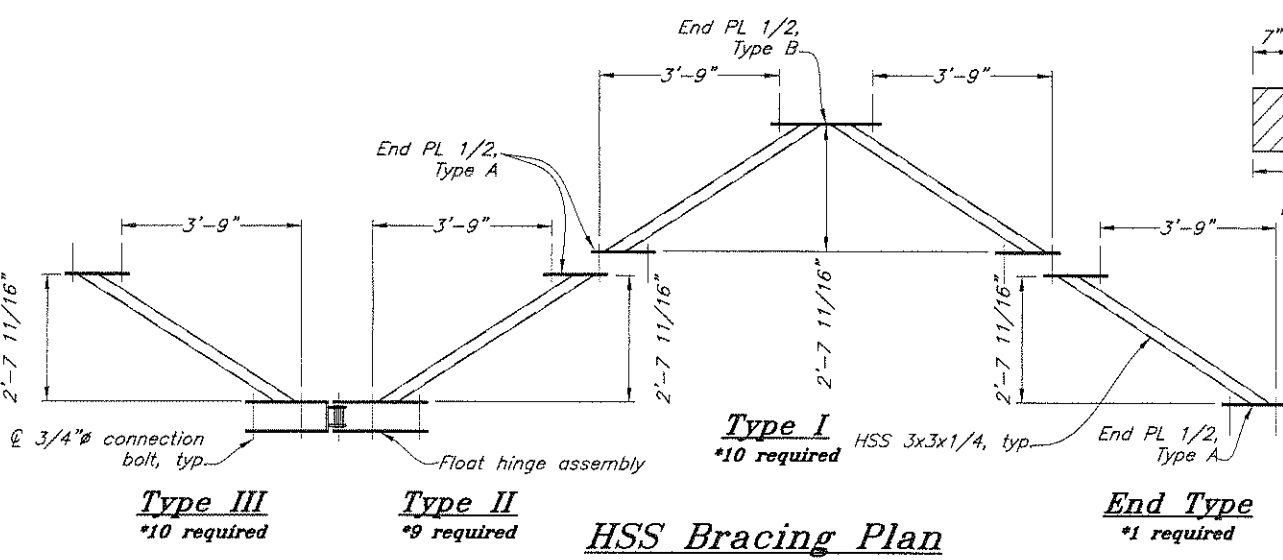
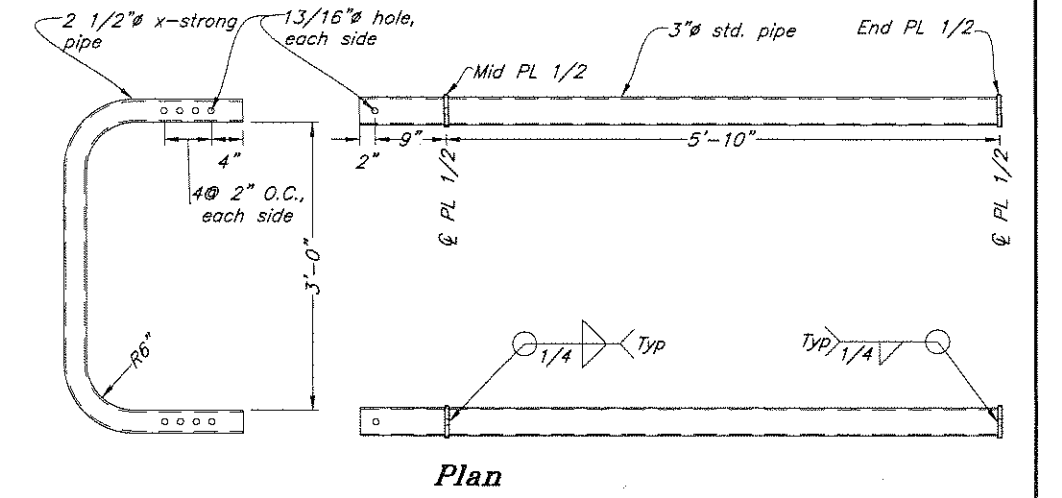
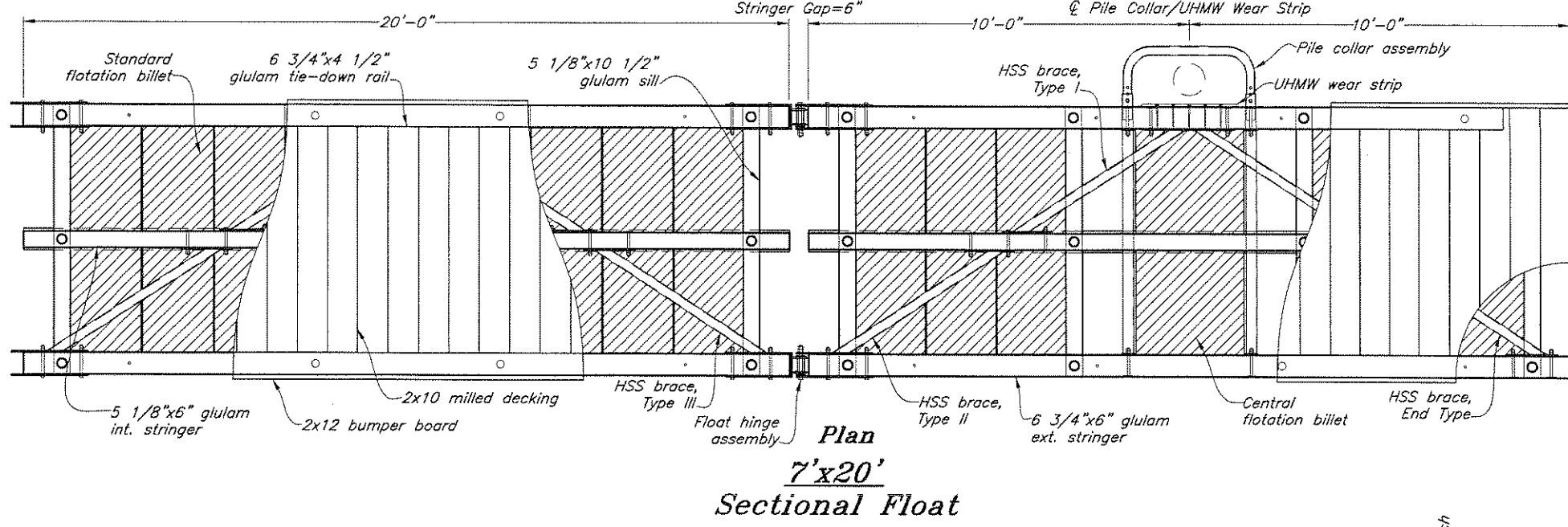
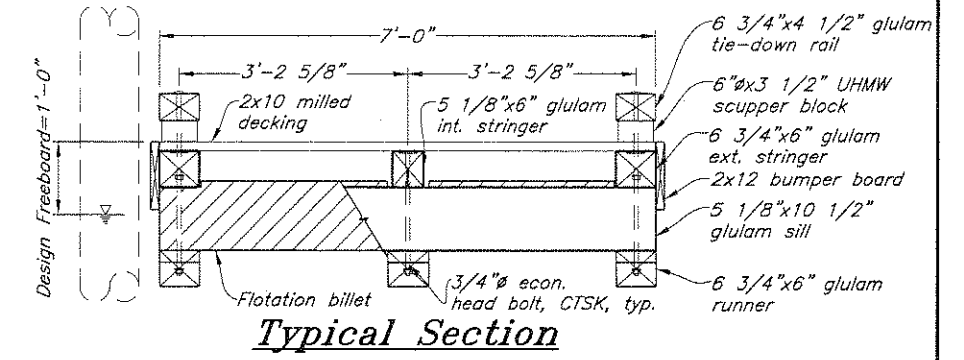
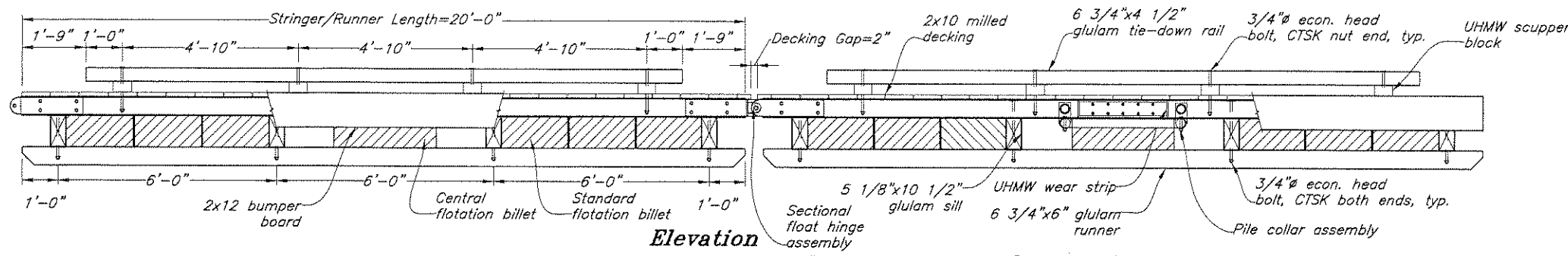
DO NOT SCALE FROM THESE DRAWINGS USE DIMENSIONS

CHECKED BY: K. Miller 		STATE OF ALASKA DEPARTMENT OF TRANSPORTATION & PUBLIC FACILITIES - SOUTHEAST REGION HYDER HARBOR REHABILITATION PROJECT No. 67802		
DESIGNED BY: D. Lowell DRAWN BY: B. Bennett		New Site Plan		
PATH: Q:\HYD\67802\MF\PLANSET\FINAL 6-09\04 - NEW SITE PLAN.DWG TAB: 4 Wednesday, September 09, 2009 8:18:02 AM BENNETT, BERT W (DOT)		PROJECT DESIGNATION 67802	YEAR 2009	
NO.	DATE	REVISIONS DESCRIPTION	SHEET NO. 4	TOTAL SHEETS 13

Legend:
 (FE) Fire Extinguisher Cabinet

NOTE:
 Field locate new floating log breakwater as generally shown on the Plans and as directed by the Engineer. The Engineer will furnish applicable survey date as may be required.

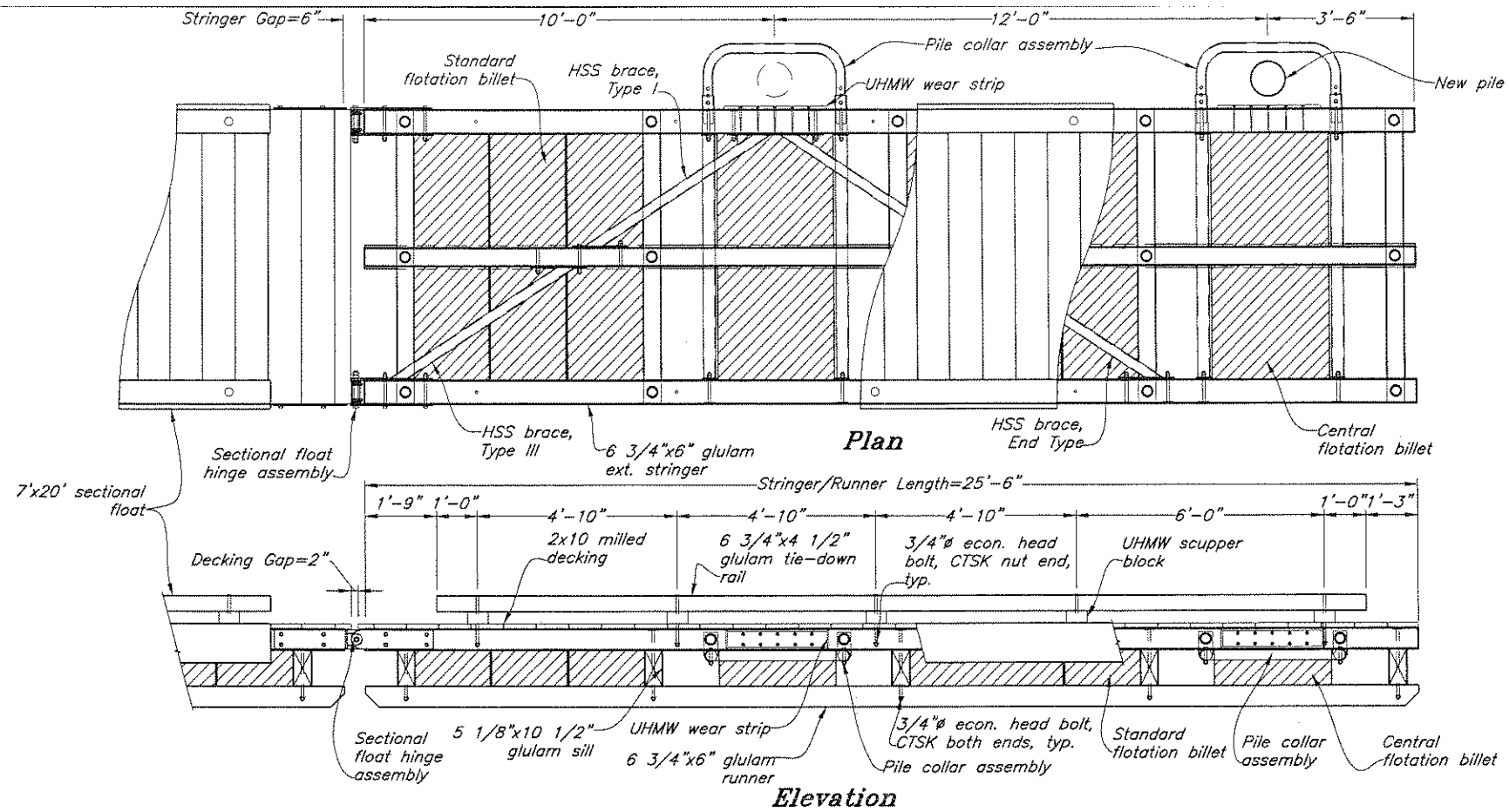
0 20 40
 SCALE IN FEET



Project As-Built Drawings have been reviewed by the Project Engineer and represent to the best of my knowledge, the project as constructed.
PE [Signature] Date 12-21-2010

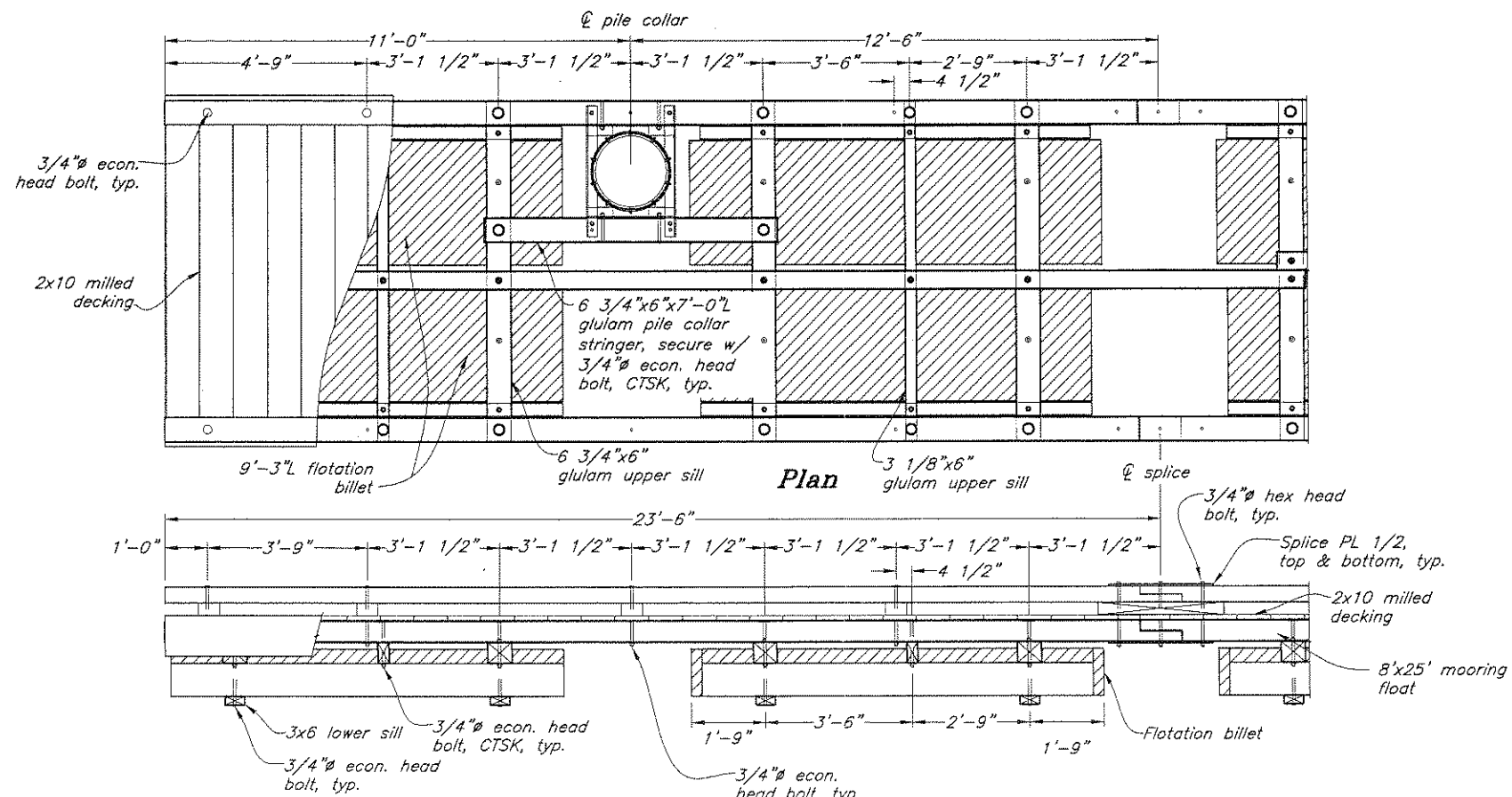
DO NOT SCALE FROM THESE DRAWINGS USE DIMENSIONS

CHECKED BY: K. Miller		STATE OF ALASKA DEPARTMENT OF TRANSPORTATION & PUBLIC FACILITIES - SOUTHEAST REGION	
DESIGNED BY: D. Lowell		HYDER HARBOR REHABILITATION PROJECT No. 67802	
DRAWN BY: B. Bennett		9/14/09 7'x20' Sectional Float	
PA1: Q:\HYD\67802\MPI\PLANSET\FINAL 6-09106 - 7X20' SECTIONAL FLOAT.DWG			
TAB: 5 Tuesday, September 01, 2009 11:59:27 AM LOWELL, DAVID H (DOT)			
REVISIONS		PROJECT DESIGNATION	YEAR
NO.	DATE	DESCRIPTION	SHEET NO.
			TOTAL SHEETS
		67802	2009
			5
			13



7'x25'-6" End Sectional Float

NOTE:
All material & hardware designations may not be shown. Refer to sheets 5 & 6 for details and other requirements not shown.



8'x23'-6" End Mooring Float

Project As-Built Drawings have been reviewed by the Project Engineer and represent to the best of my knowledge, the project as constructed.
PE *[Signature]* Date 12-21-2010

DO NOT SCALE FROM THESE DRAWINGS USE DIMENSIONS

CHECKED BY: K. Miller

STATE OF ALASKA
DEPARTMENT OF TRANSPORTATION
& PUBLIC FACILITIES - SOUTHEAST REGION

HYDER HARBOR REHABILITATION
PROJECT No. 67802

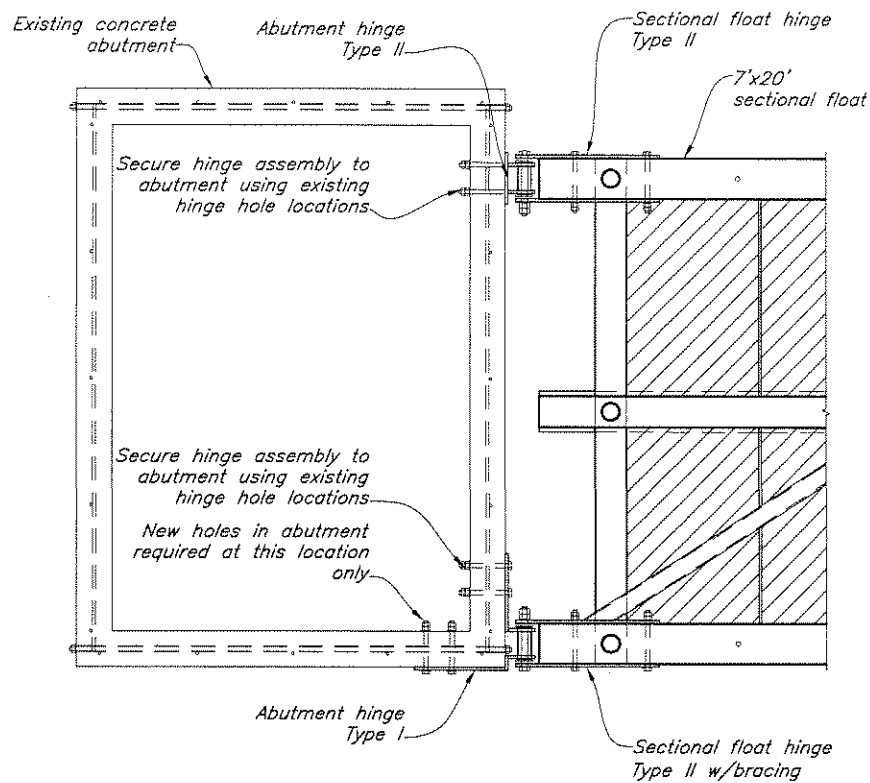
7'x25'-6" & 8'x23'-6"
End Floats

DESIGNED BY: D. Lowell
DRAWN BY: D. Lowell

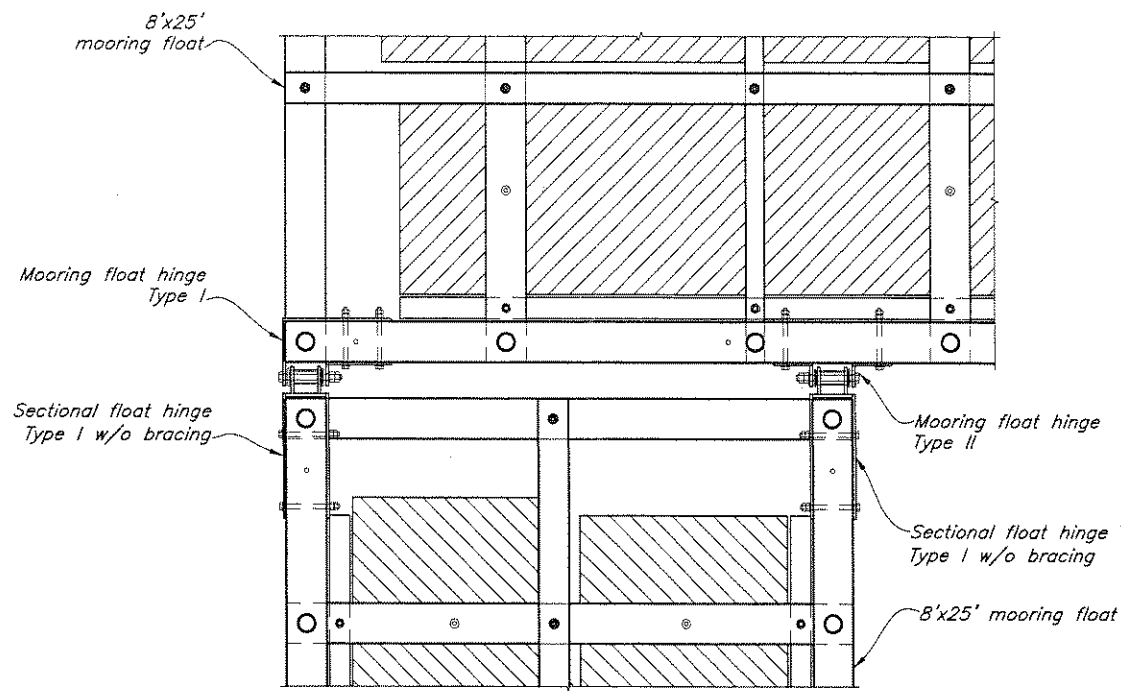
STATE OF ALASKA
49th
Kirk D. Miller
CE-8550
REGISTERED PROFESSIONAL ENGINEER
9/14/09

PATH: Q:\HYD\67802\MP\PLANSET\FINAL 6-09\07 - SECTIONAL & MOORING END FLOATS.DWG
TAB: 7 Tuesday, September 01, 2009 11:59:51 AM LOWELL, DAVID H (DOT)

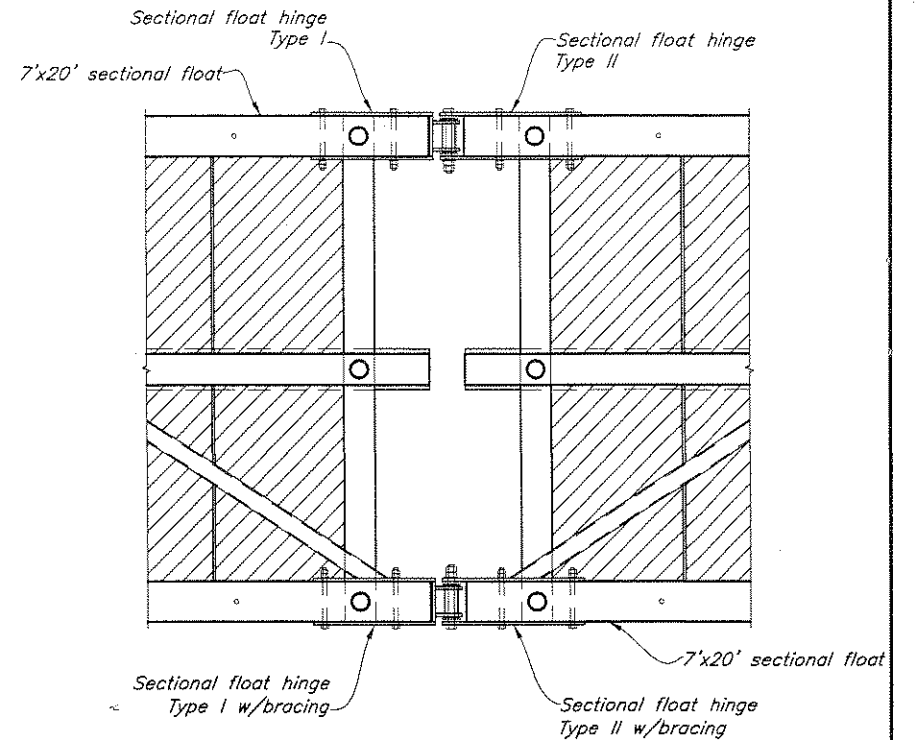
NO.	DATE	REVISIONS DESCRIPTION	PROJECT DESIGNATION	YEAR	SHEET NO.	TOTAL SHEETS
			67802	2009	7	13



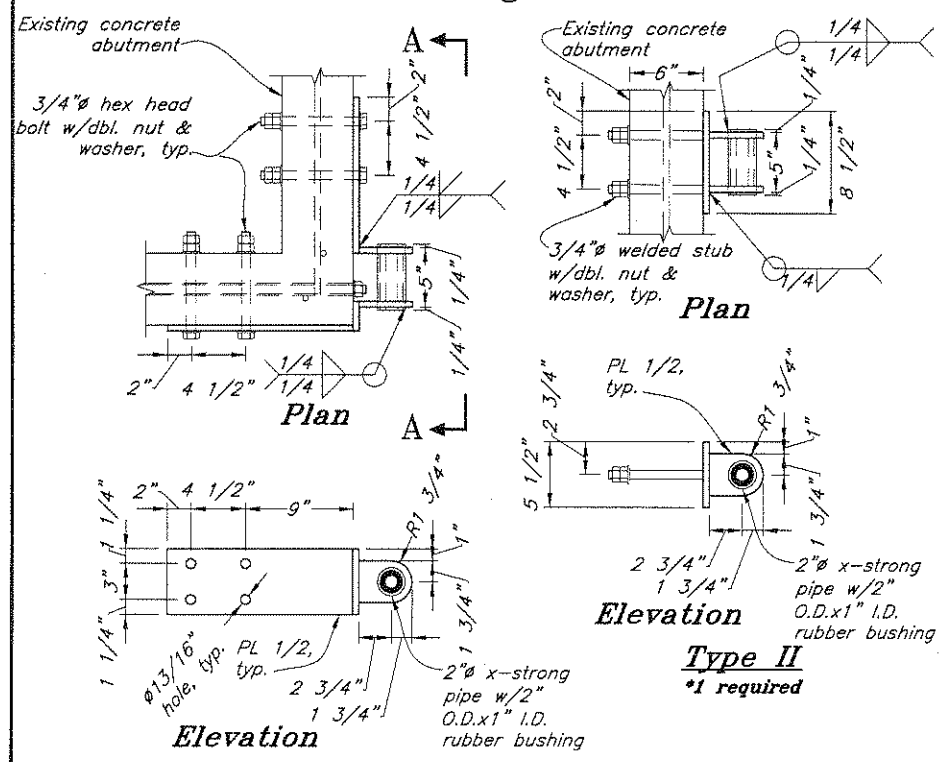
Abutment Hinge Plan



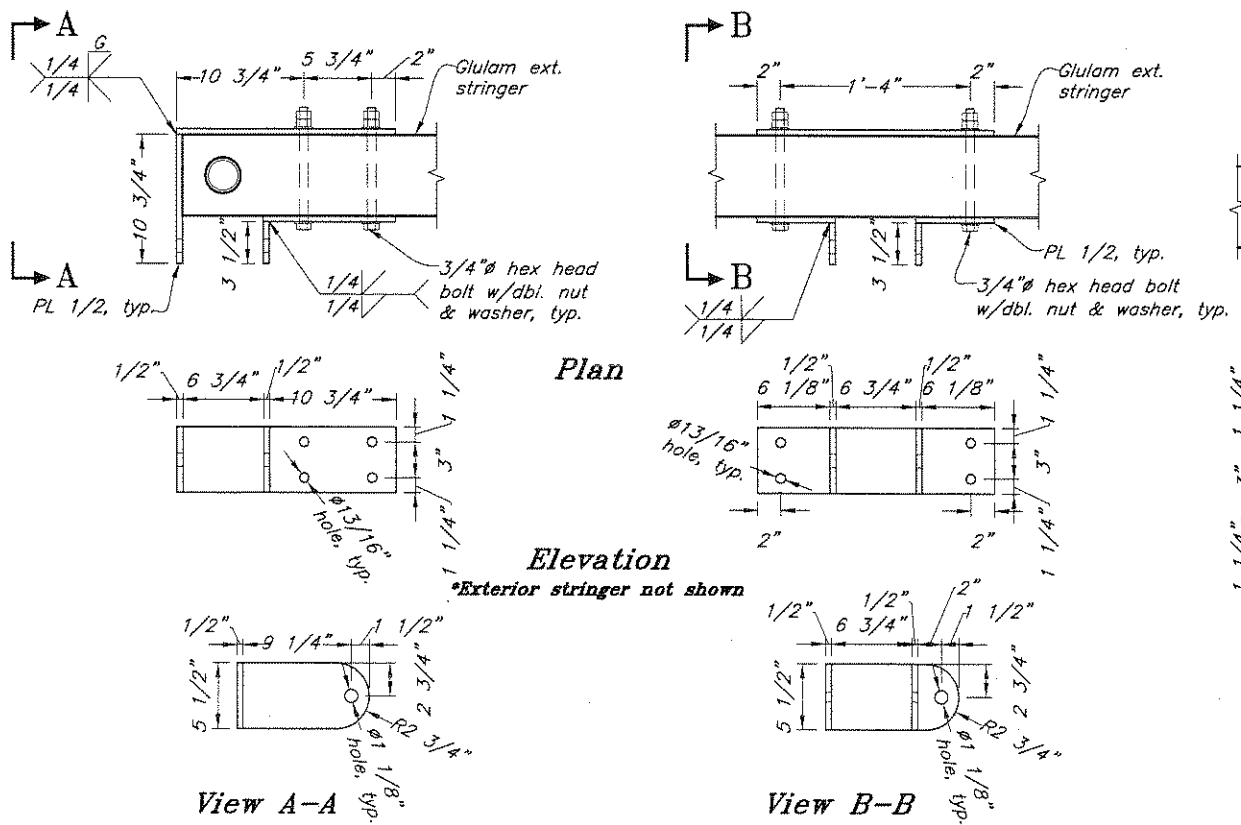
Mooring Float Hinge Plan



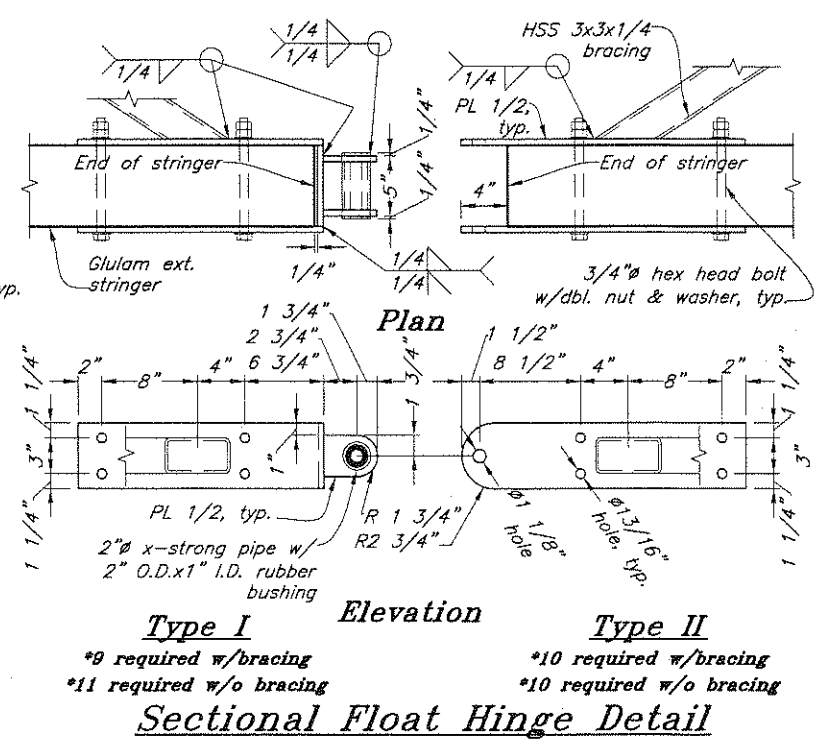
Sectional Float Hinge Plan



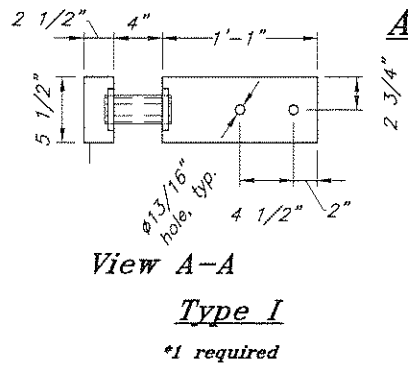
Abutment Hinge Detail



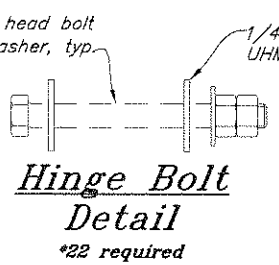
Mooring Float Hinge Detail



Sectional Float Hinge Detail



Abutment Hinge Detail View A-A Type I



Hinge Bolt Detail

Type I
*1 required

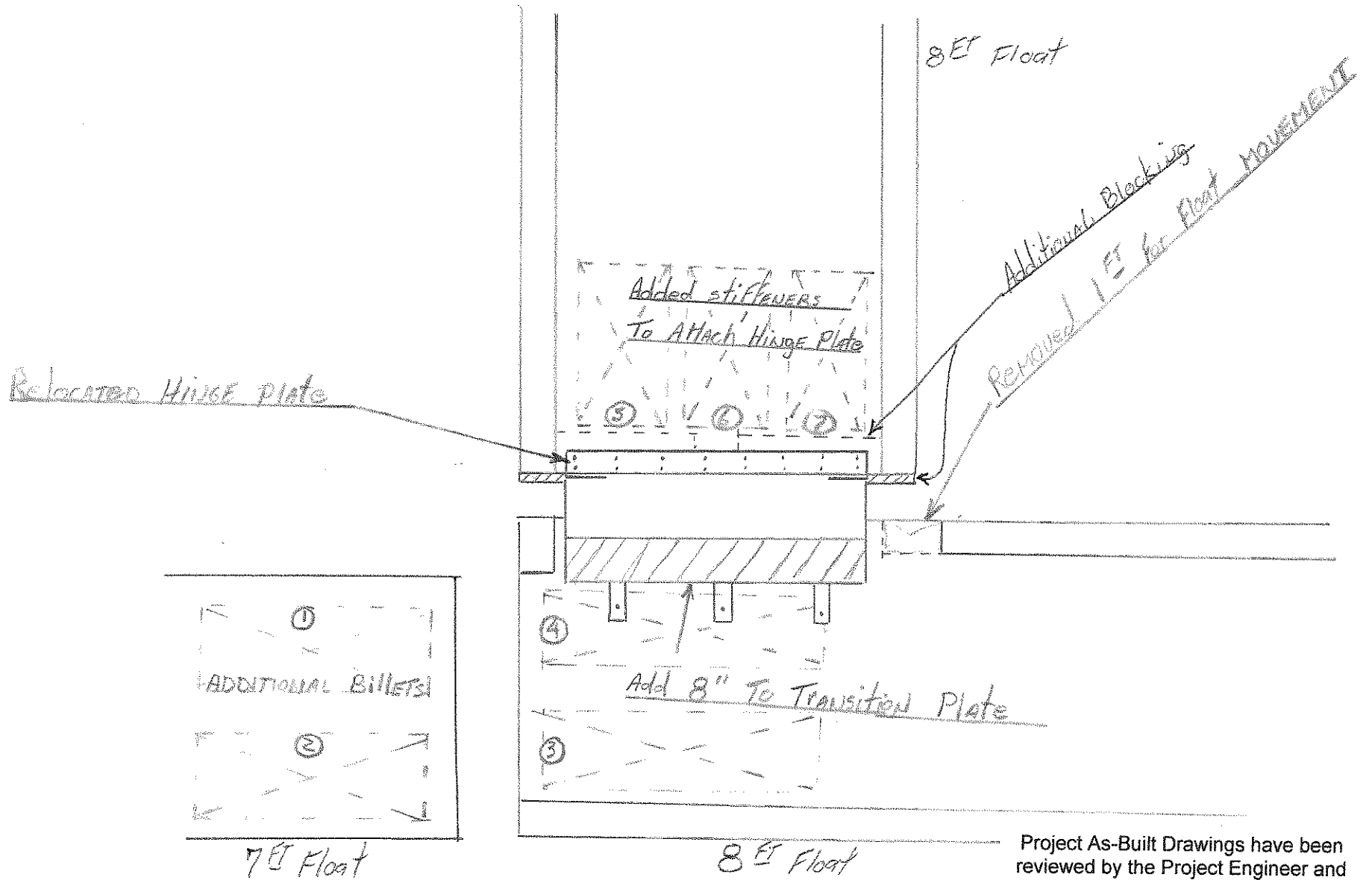
Type II
*1 required

Project As-Built Drawings have been reviewed by the Project Engineer and represent to the best of my knowledge, the project as constructed.

PE *[Signature]* Date 12-21-2010

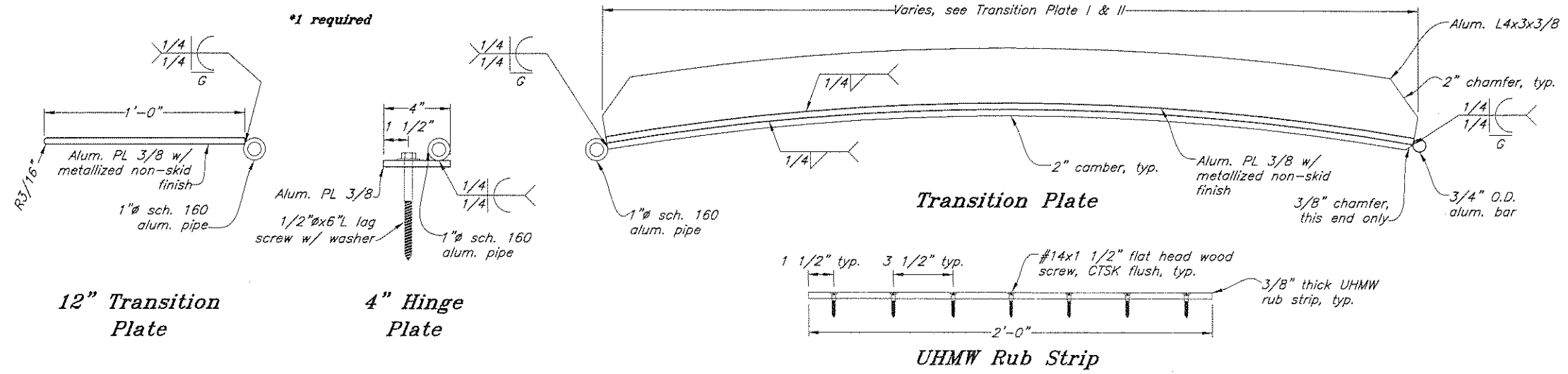
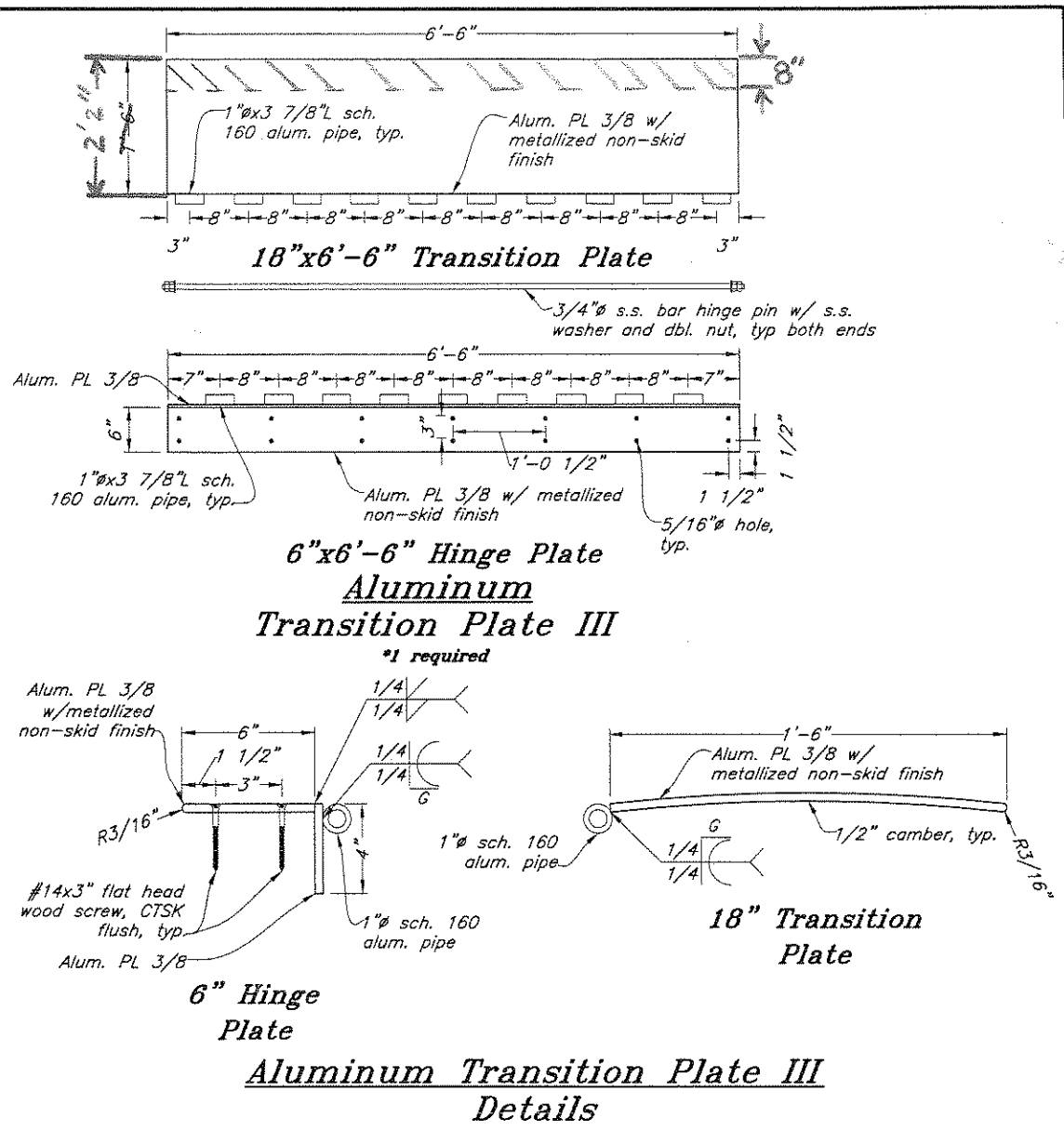
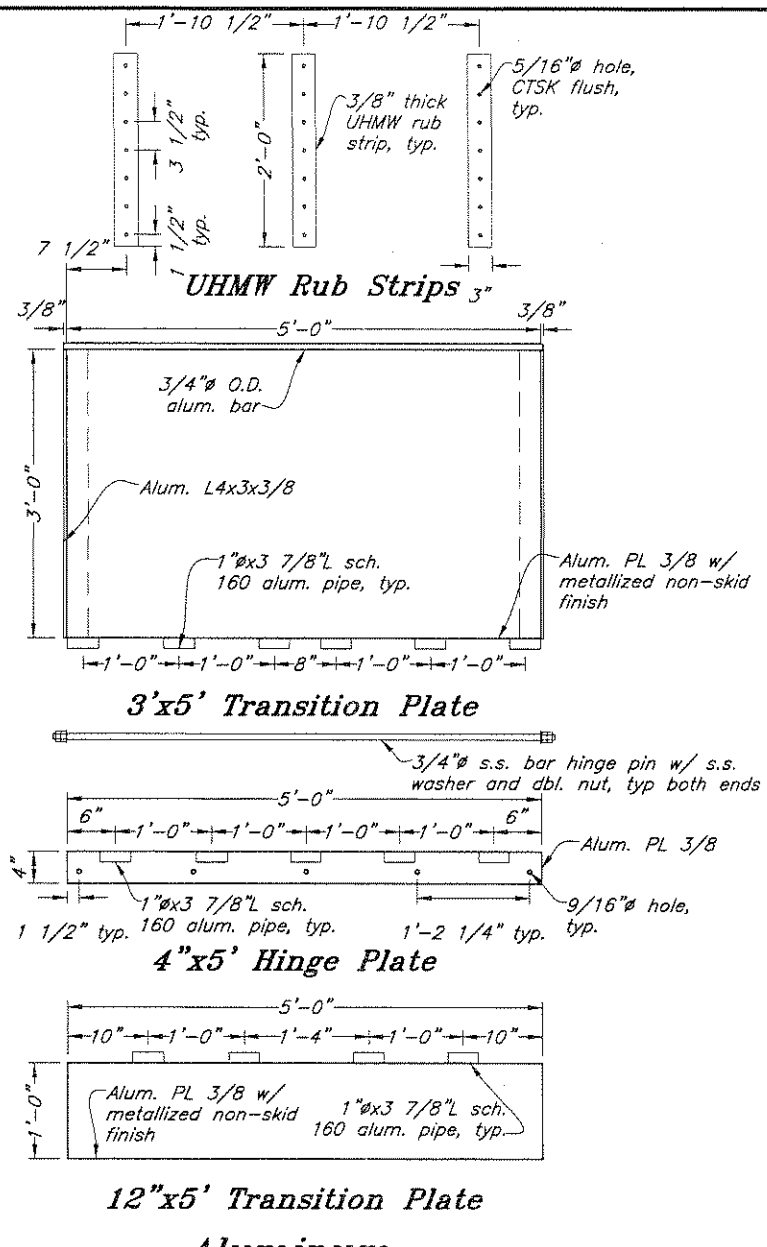
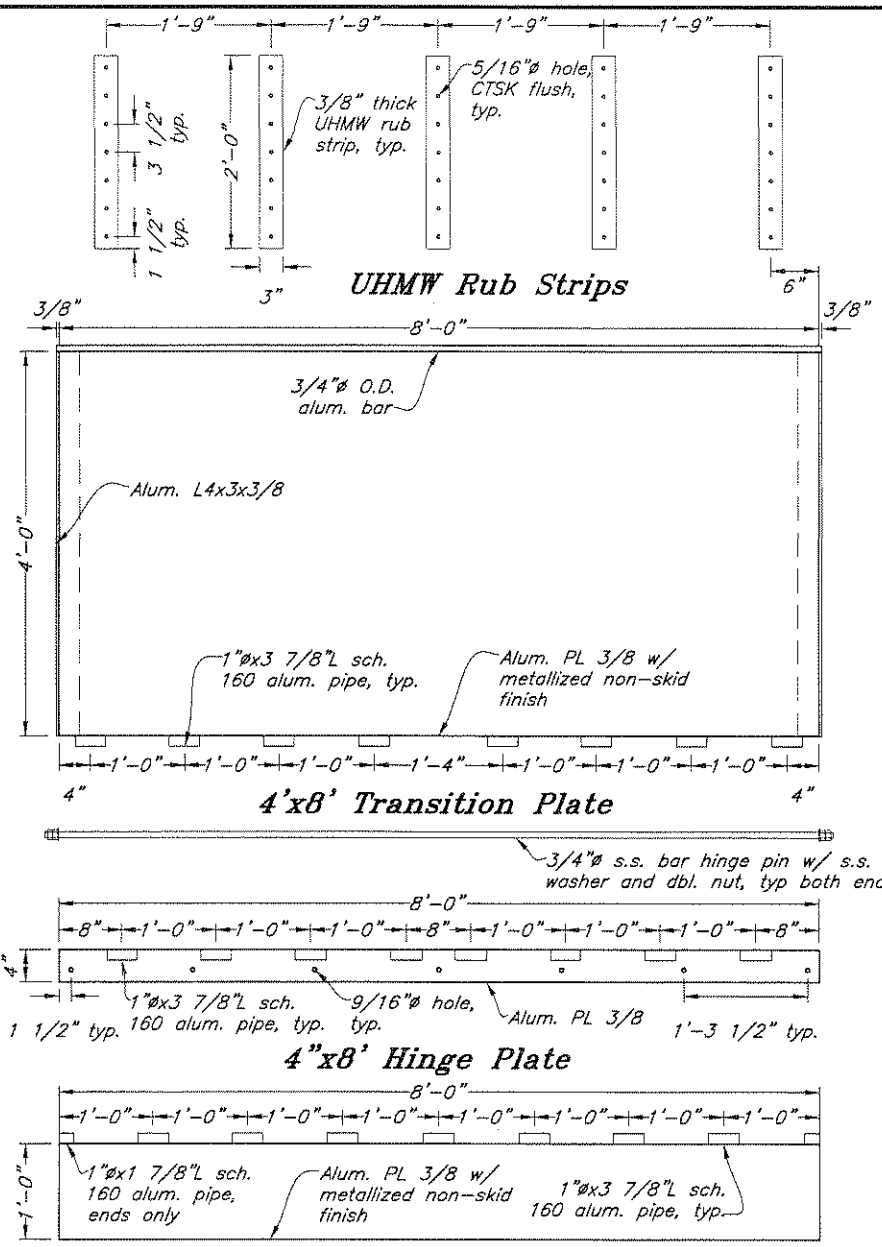
DO NOT SCALE FROM THESE DRAWINGS USE DIMENSIONS

CHECKED BY: K. Miller		STATE OF ALASKA DEPARTMENT OF TRANSPORTATION & PUBLIC FACILITIES - SOUTHEAST REGION	
DESIGNED BY: D. Lowell		HYDER HARBOR REHABILITATION PROJECT No. 67802	
DRAWN BY: D. Lowell		9/14/09 Float Hinge Details	
PATH: Q:\HYD\67802\MF\PLANS\SET\FINAL 6-09\08 - FLOAT HINGE DETAILS.DWG			
TAB: 8 Tuesday, September 01, 2009 11:41:13 AM LOWELL, DAVID H (DOT)			
REVISIONS		PROJECT DESIGNATION	YEAR
NO.	DATE	DESCRIPTION	SHEET NO.
			13
		67802	2009
			8



Project As-Built Drawings have been reviewed by the Project Engineer and represent to the best of my knowledge, the project as constructed.

PE [Signature] Date 12-21-2010

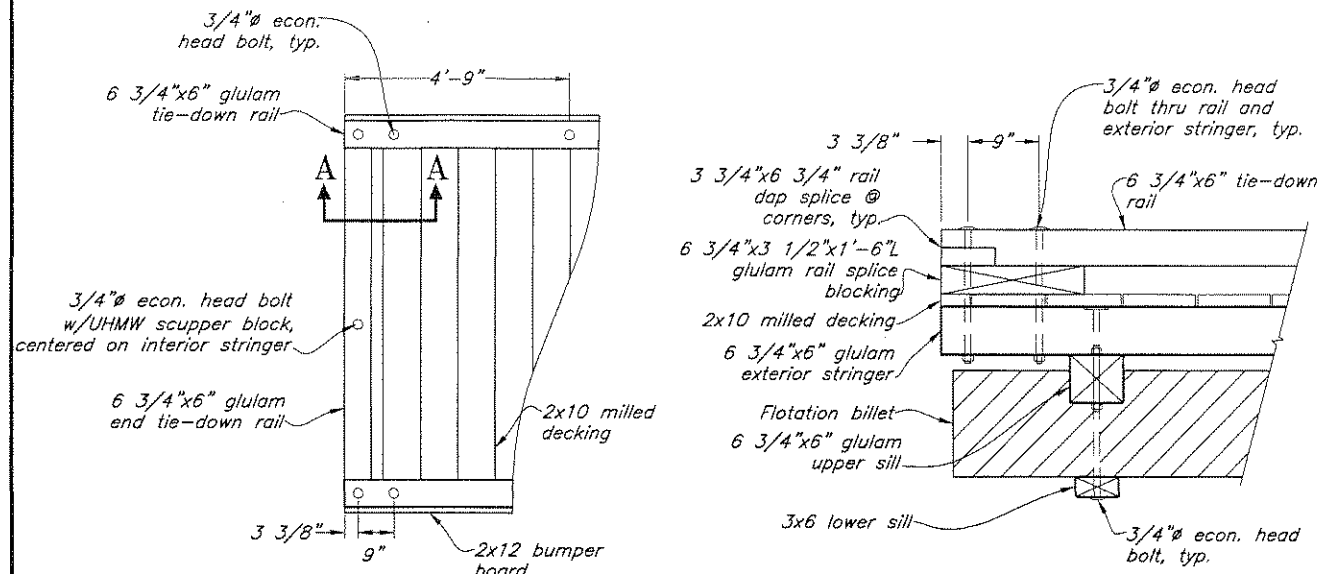


Aluminum Transition Plates I & II Details

Project As-Built Drawings have been reviewed by the Project Engineer and represent to the best of my knowledge, the project as constructed.
 Date 12-21-2010

DO NOT SCALE FROM THESE DRAWINGS USE DIMENSIONS

CHECKED BY: K. Miller	STATE OF ALASKA DEPARTMENT OF TRANSPORTATION & PUBLIC FACILITIES - SOUTHEAST REGION
DESIGNED BY: D. Lowell	HYDER HARBOR REHABILITATION PROJECT No. 67802
DRAWN BY: D. Lowell	Aluminum Transition Plate Details
DATE: 9/14/09	
PATH: Q:\HYD\67802\MF\PLANSET\FINAL 6-09\10 - TRANSITION PLATE DETAILS.DWG	
TAB: 10 Tuesday, September 01, 2009 11:40:26 AM LOWELL, DAVID H (DOT)	
REVISIONS	PROJECT DESIGNATION
NO. DATE DESCRIPTION	YEAR SHEET NO. TOTAL SHEETS
	67802 2009 10 13

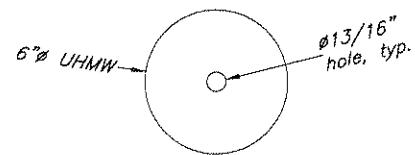


Plan

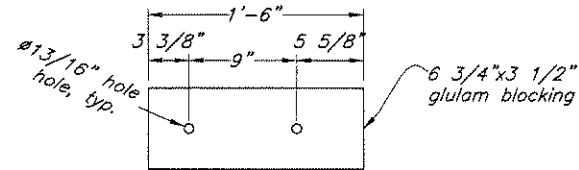
Section A-A

End Tie-Down Rail Detail

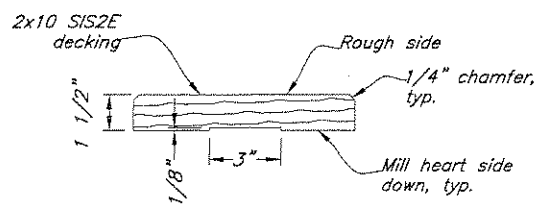
*3 locations required



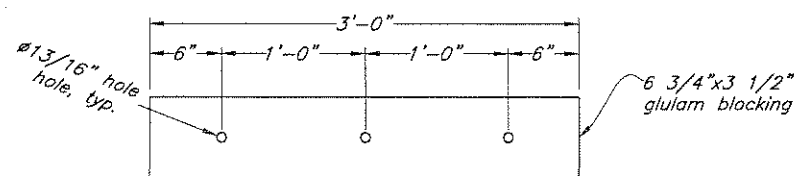
UHMW Scupper Block Detail



1'-6" Rail Splice Blocking

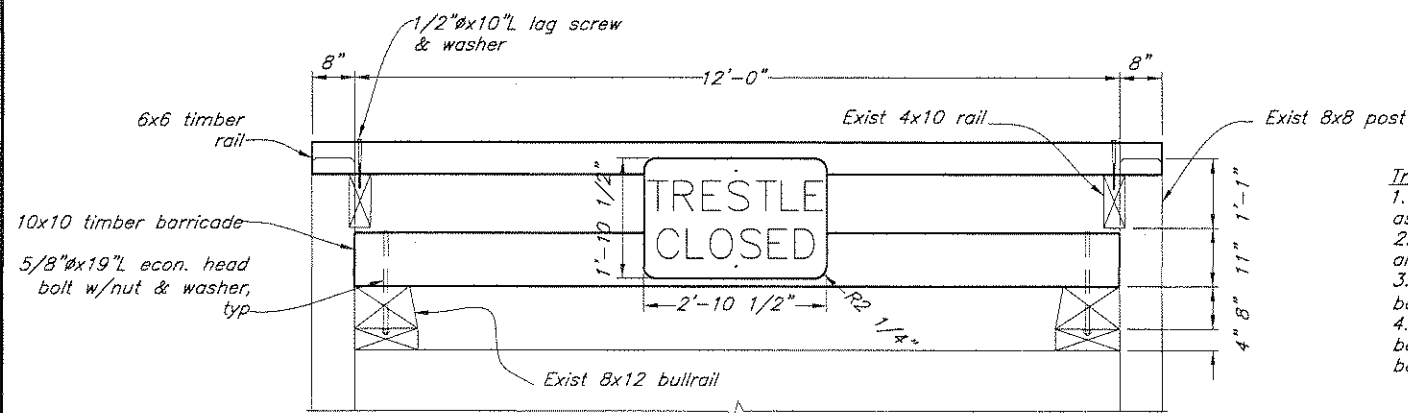


Milled Decking Detail



3'-0" Float Splice Blocking

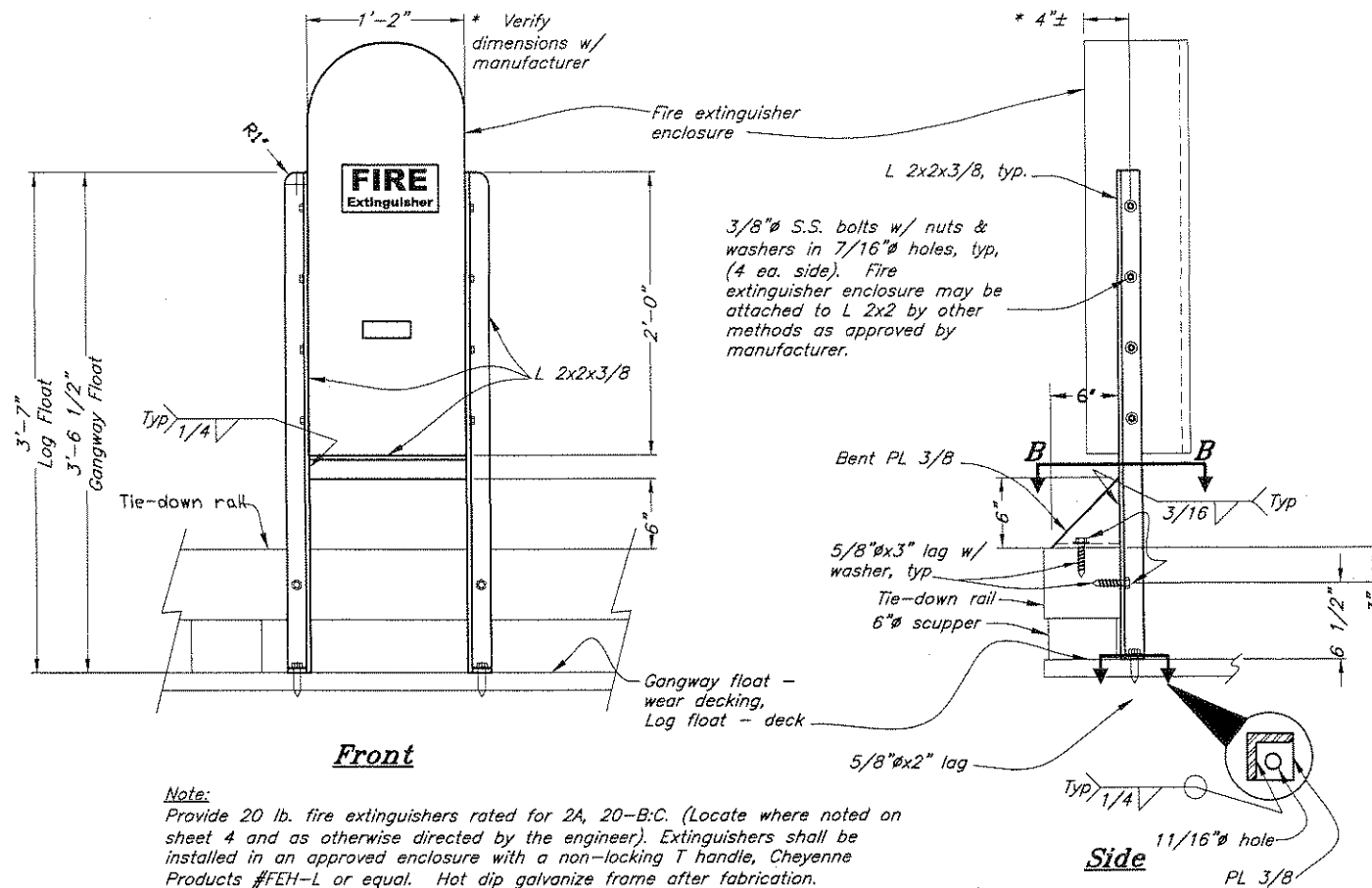
Blocking Detail



Trestle Barricade Elevation

Trestle Barricade Notes:

1. Install barricade in same location as existing barricade.
2. Remove existing barricade and sign and return sign to City of Hyder.
3. Secure sign to timber rail and barricade using 1/4" lag screws.
4. Sign shall be white reflective background with red letters and red border.

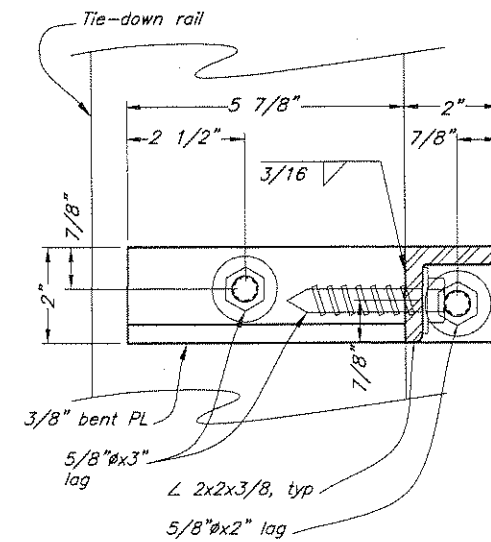


Front

Side

Note: Provide 20 lb. fire extinguishers rated for 2A, 20-B.C. (Locate where noted on sheet 4 and as otherwise directed by the engineer). Extinguishers shall be installed in an approved enclosure with a non-locking T handle, Cheyenne Products #FEH-L or equal. Hot dip galvanize frame after fabrication.

Fire Extinguisher Enclosure



Section B-B

Project As-Built Drawings have been reviewed by the Project Engineer and represent to the best of my knowledge, the project as constructed.

DATE 12-21-2010

DO NOT SCALE FROM THESE DRAWINGS USE DIMENSIONS

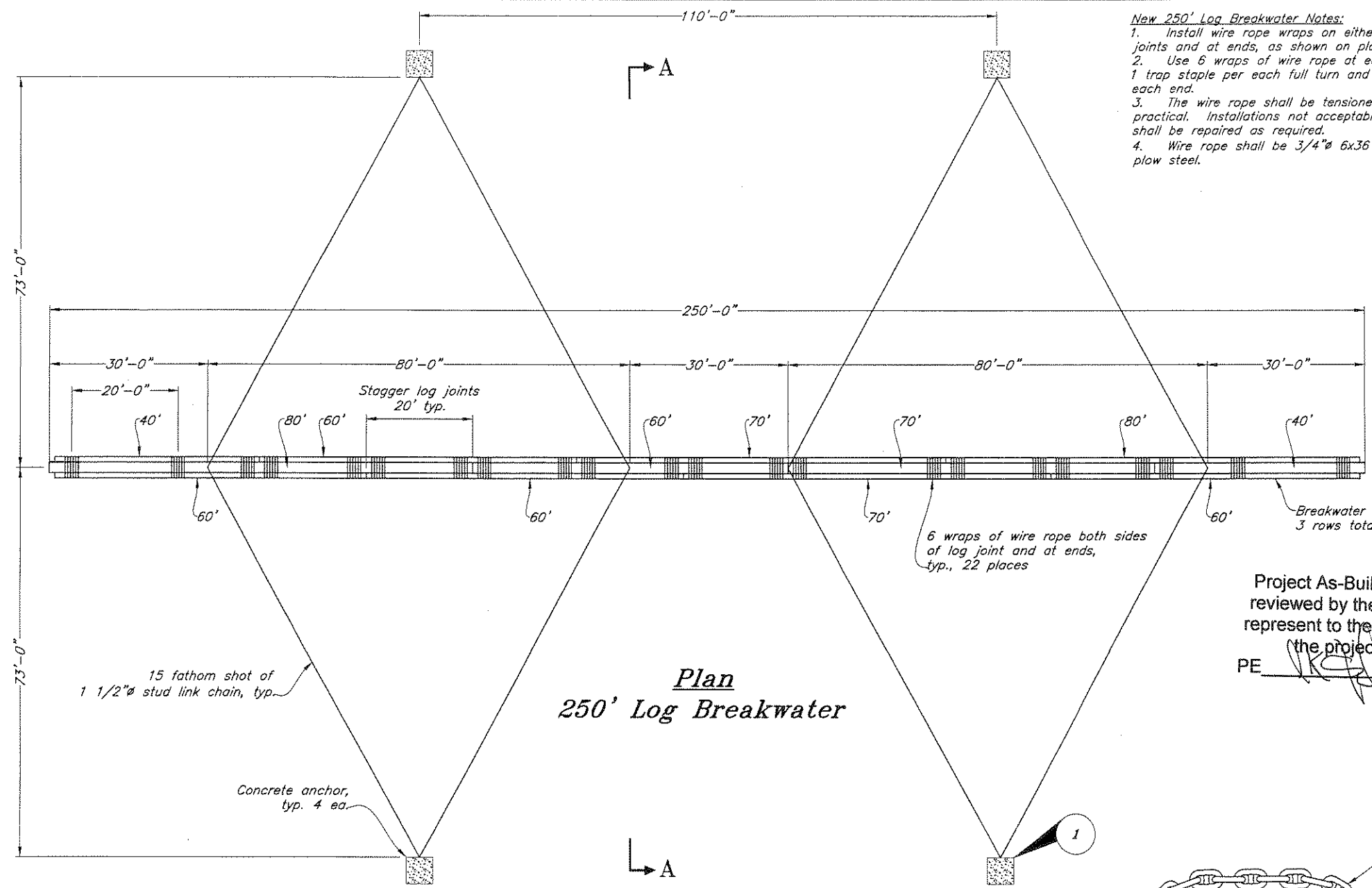
CHECKED BY: K. Miller
DESIGNED BY: D. Lowell
DRAWN BY: D. Lowell

STATE OF ALASKA
DEPARTMENT OF TRANSPORTATION & PUBLIC FACILITIES - SOUTHEAST REGION
HYDER HARBOR REHABILITATION PROJECT No. 67802

Miscellaneous Float Details

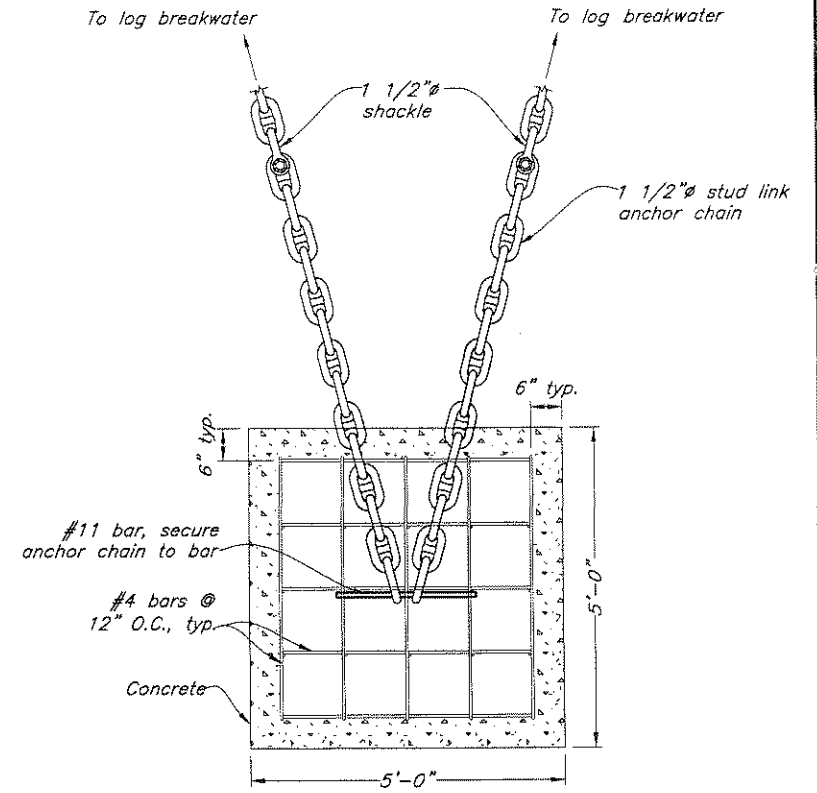
9/14/09

DATE: 9/14/09
PROJECT DESIGNATION: 67802
YEAR: 2009
SHEET NO.: 11
TOTAL SHEETS: 13



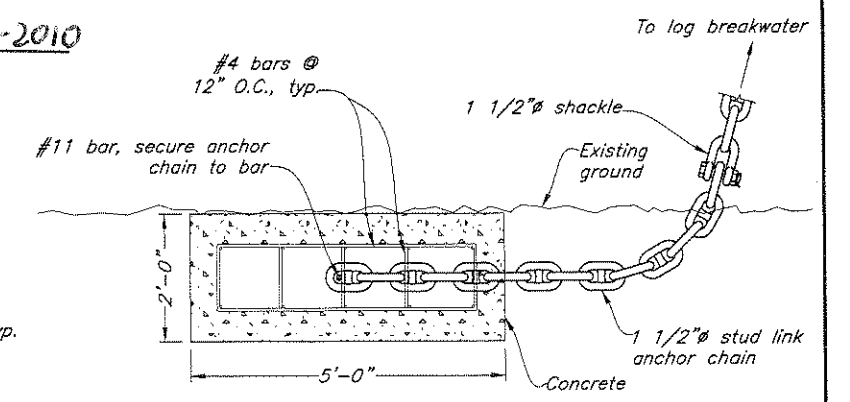
Plan
250' Log Breakwater

- New 250' Log Breakwater Notes:**
1. Install wire rope wraps on either side of all log joints and at ends, as shown on plans, 22 places total.
 2. Use 6 wraps of wire rope at each location, provide 1 trap staple per each full turn and 2 trap staples at each end.
 3. The wire rope shall be tensioned as tight as practical. Installations not acceptable to the engineer shall be repaired as required.
 4. Wire rope shall be 3/4" 6x36 IWRC galvanized plow steel.

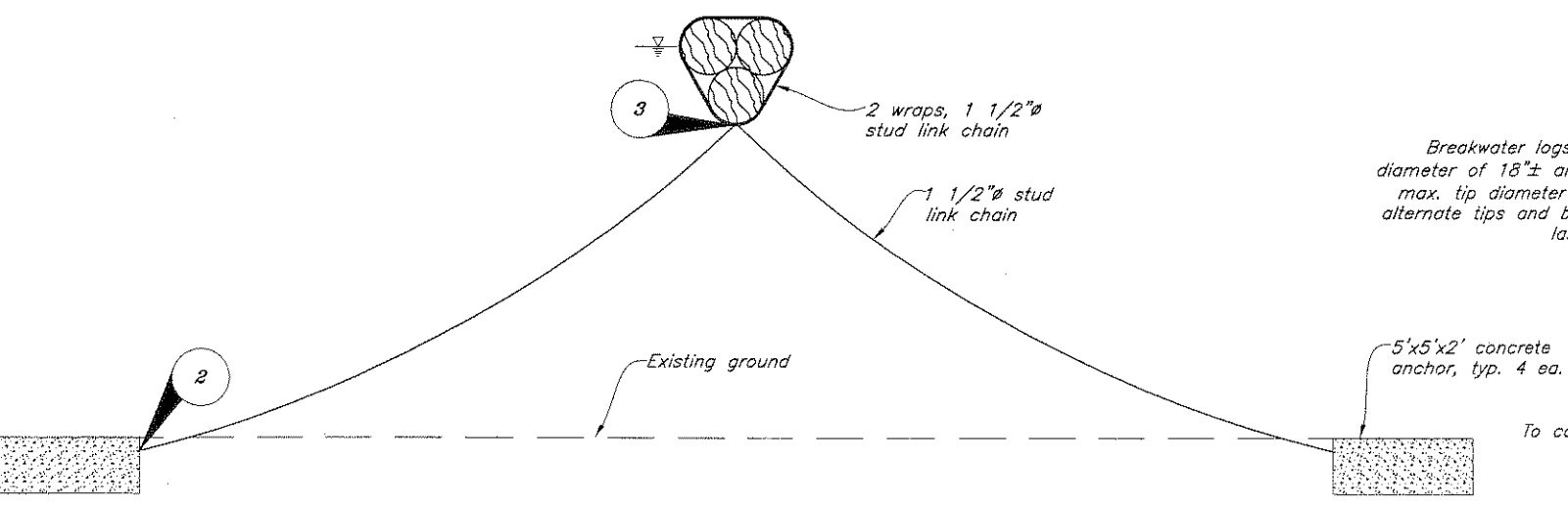


Detail 1
*Interior concrete not shown for clarity

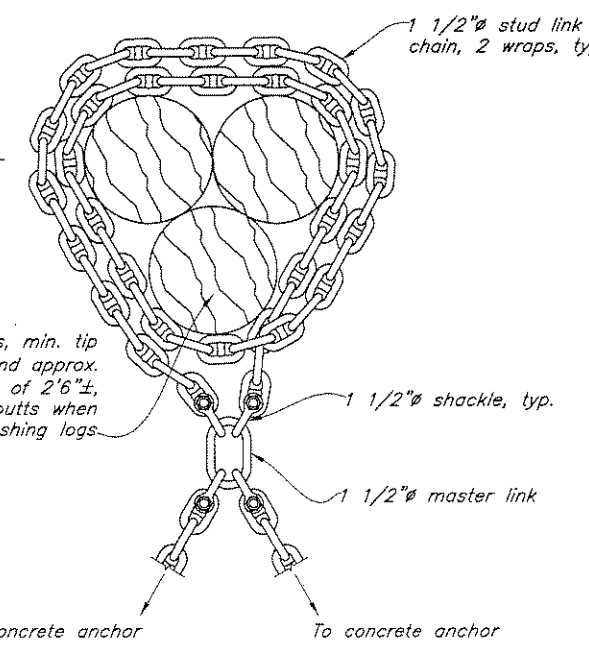
Project As-Built Drawings have been reviewed by the Project Engineer and represent to the best of my knowledge, the project as constructed.
PE *[Signature]* Date 12-21-2010



Detail 2
*Interior concrete not shown for clarity



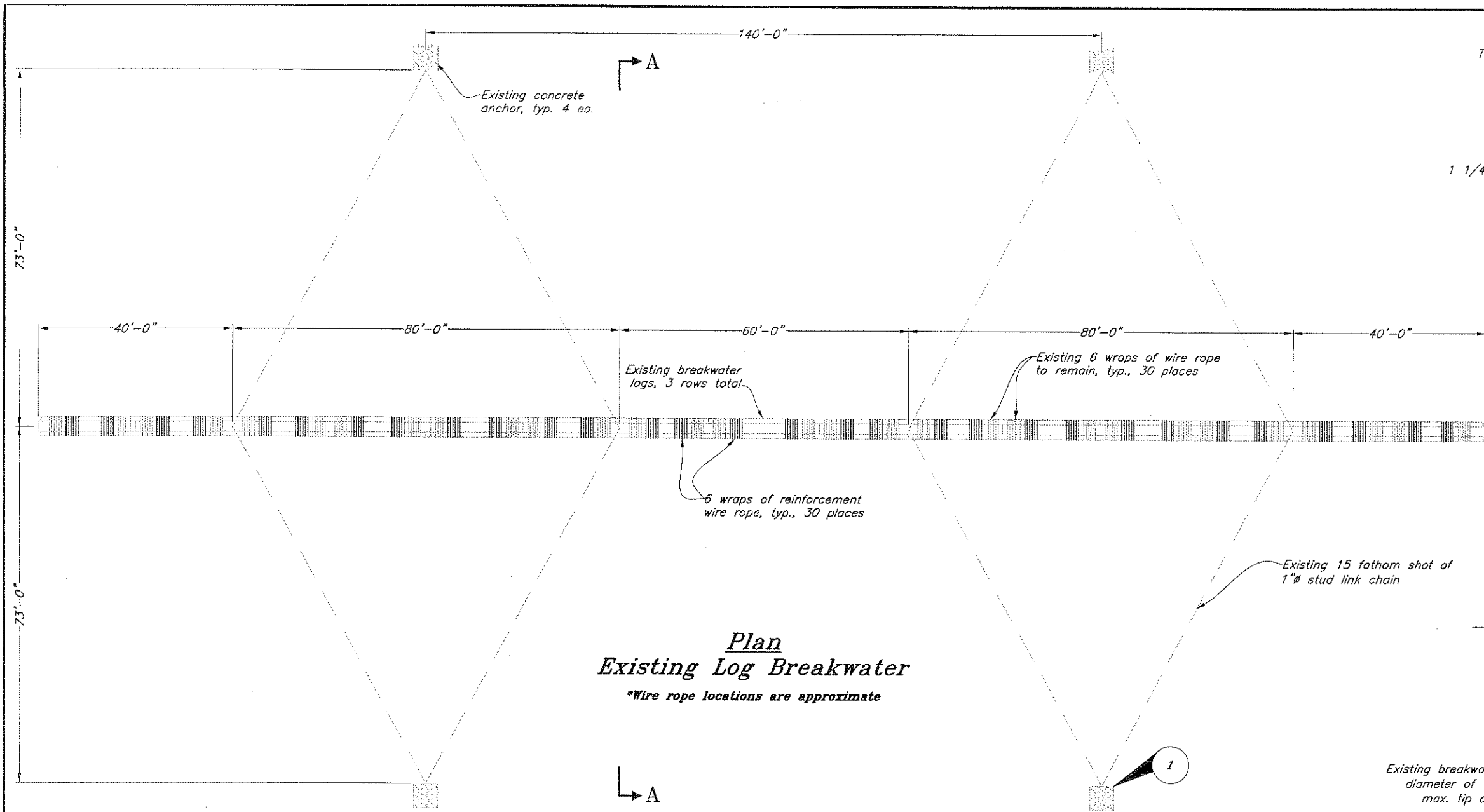
Section A-A



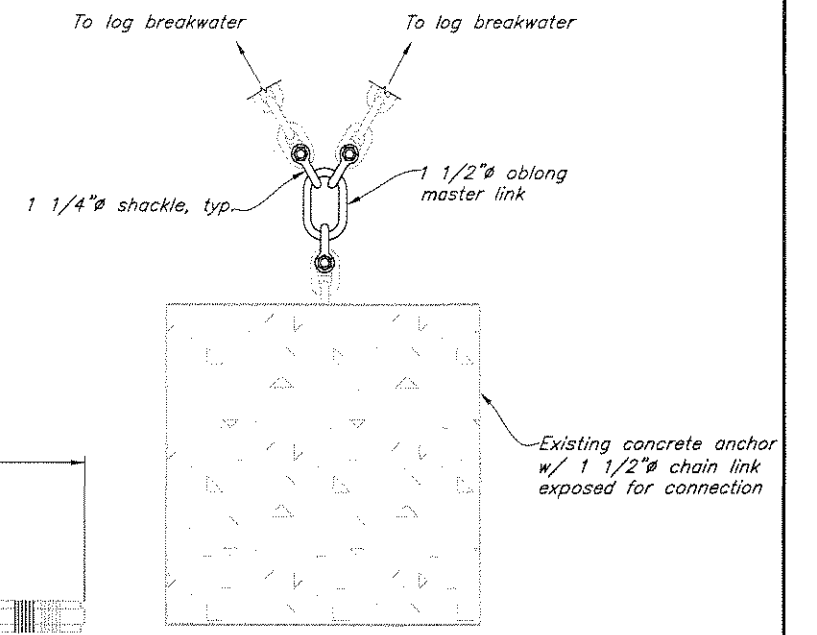
Detail 3

DO NOT SCALE FROM THESE DRAWINGS USE DIMENSIONS

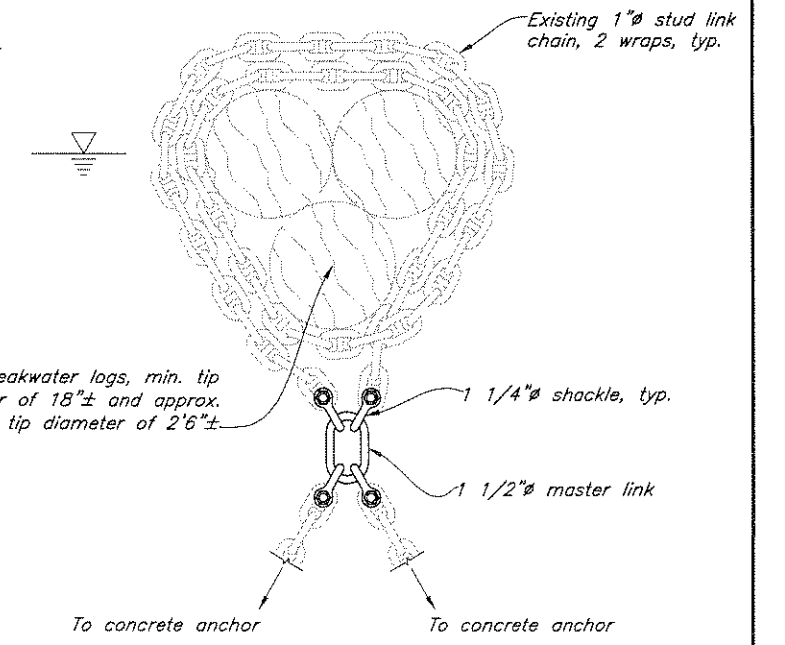
CHECKED BY: K. Miller		STATE OF ALASKA DEPARTMENT OF TRANSPORTATION & PUBLIC FACILITIES - SOUTHEAST REGION	
DESIGNED BY: D. Lowell		HYDER HARBOR REHABILITATION PROJECT No. 67802	
DRAWN BY: D. Lowell		New 250' Log Breakwater	
PATH: Q:\HYD167802\MP\PLANS\T\FINAL 8-09\12 - NEW LOG BREAKWATER.DWG TAB: 12 Tuesday, September 01, 2009 11:39:55 AM LOWELL, DAVID H (DOT)			
REVISIONS		PROJECT DESIGNATION	YEAR
NO.	DATE	DESCRIPTION	YEAR
			2009
		67802	12
			13



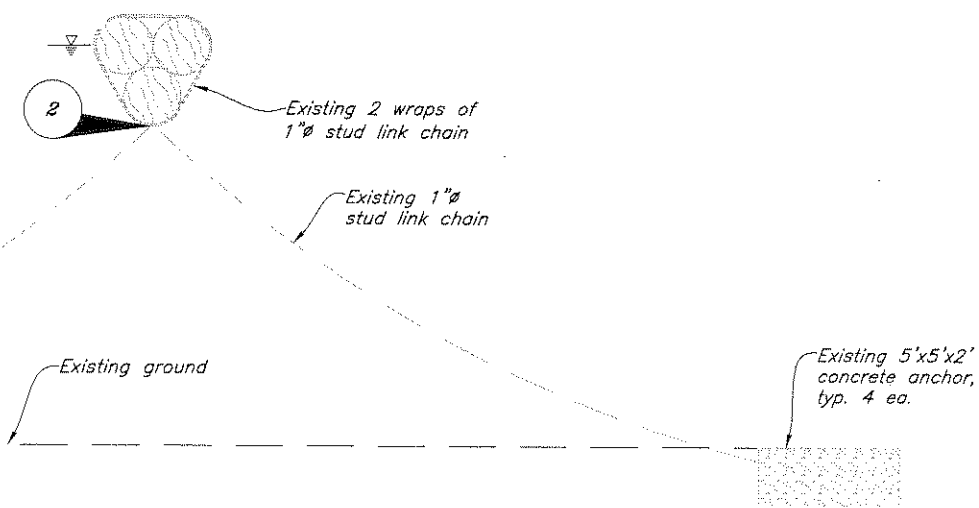
Plan
Existing Log Breakwater
**Wire rope locations are approximate*



Detail 1



Detail 2



Section A-A

- Log Breakwater Repair Notes:**
1. Install wire rope reinforcement on either side, as required, of each existing wire rope location, approx. 30 places total.
 2. Use 6 wraps of wire rope at each location, provide 1 trap staple per each full turn and 2 trap staples at each end.
 3. The wire rope shall be tensioned as tight as practical. Installations not acceptable to the engineer shall be repaired as required.
 4. Wire rope shall be 3/4" 6x36 IWRC galvanized plow steel.
 5. Replace 1 1/4" shackle and 1 1/2" master link at anchor chain-log breakwater and anchor chain-concrete anchor connections. See Details for specifics of these connections. Shackle and master link replacement locations shall be as directed by the engineer.
 6. Provide (14 ea.) 1 1/4" shackles and (4 ea.) 1 1/2" master links.

Project As-Built Drawings have been reviewed by the Project Engineer and represent to the best of my knowledge, the project as constructed.
PE *[Signature]* Date 12-21-2010

DO NOT SCALE FROM THESE DRAWINGS USE DIMENSIONS

CHECKED BY: K. Miller 	STATE OF ALASKA DEPARTMENT OF TRANSPORTATION & PUBLIC FACILITIES - SOUTHEAST REGION			
	HYDER HARBOR REHABILITATION PROJECT No. 67802			
DESIGNED BY: D. Lowell DRAWN BY: D. Lowell	Existing Log Breakwater Repair			
PATH: Q:\HYD\67802\MF\PLANS\FINAL 6-09\13 - EXISTING LOG BREAKWATER.DWG TAB: 13 Tuesday, September 01, 2009 11:39:38 AM LOWELL, DAVID H (DOT)	PROJECT DESIGNATION: 67802 YEAR: 2009 SHEET NO.: 13 TOTAL SHEETS: 13			
REVISIONS NO. DATE DESCRIPTION	PROJECT DESIGNATION: 67802 YEAR: 2009 SHEET NO.: 13 TOTAL SHEETS: 13			

MATERIALS:

STEEL:

TUBE SECTIONS: ASTM A500 GRADE B.

PIPE: ASTM A53, GRADE B.

STAINLESS: TYPE 302, 304 OR 316.

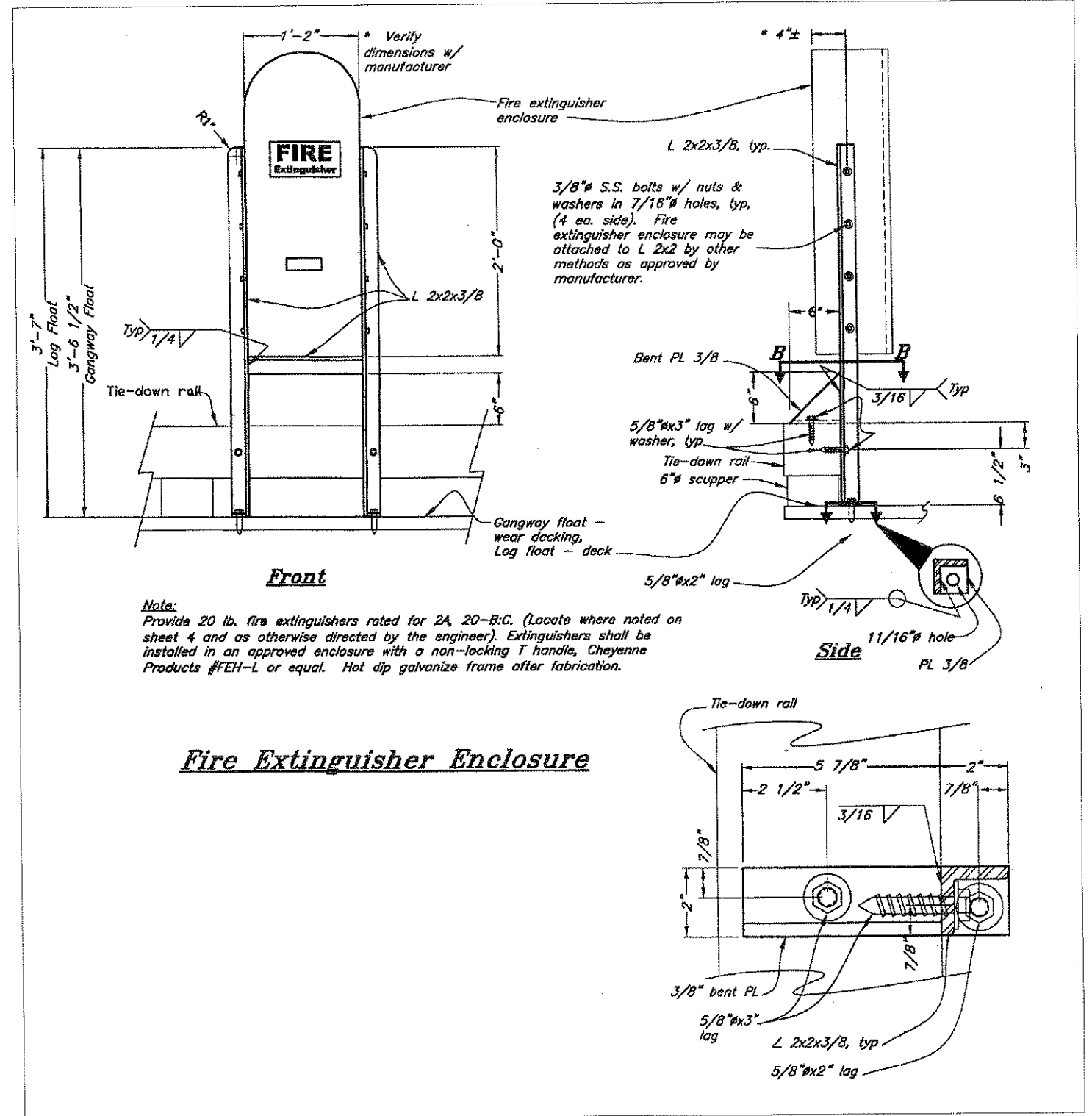
STEEL SHAPES AND PLATES: ASTM A36, A572 GRADE 50, OR AS NOTED.

STEEL COATINGS: ALL STEEL FABRICATIONS AND HARDWARE SHALL BE HOT-DIP GALVANIZED AFTER FABRICATION PER ASTM A123 AND A153.

ALUMINUM:

SHAPES - ASTM 6061-T6 PLATES - ASTM 5086 H112

BOLTS AND FASTENERS: ASTM A325 FOR STEEL CONNECTIONS.
ASTM A307 FOR TIMBER



Fire Extinguisher Enclosure

11/24/09 800 HYDER/800 HUDER DRGS CURRENT



Specialists in Marina Design and Construction
4065 Hannegan Road, Bellingham, WA 98226

SHORESIDE MARINAS (SM) IS NOT RESPONSIBLE FOR SAFETY PROGRAMS, METHODS OR PROCEDURES OF OPERATION, OR THE CONSTRUCTION OF THE DESIGN SHOWN ON THESE DRAWINGS. WHERE SPECIFICATIONS ARE GENERAL OR NOT CALLED OUT, THE SPECIFICATIONS SHALL CONFORM TO STANDARDS OF INDUSTRY. DRAWINGS ARE FOR USE ON THIS PROJECT ONLY AND ARE NOT INTENDED FOR REUSE WITHOUT WRITTEN APPROVAL FROM SM. DRAWINGS ARE ALSO NOT TO BE USED IN ANY MANNER THAT WOULD CONSTITUTE A DETRIMENT DIRECTLY OR INDIRECTLY TO SM.

REV	DATE	DESCRIPTION
R-0	11/24/09	ISSUED FOR COMMENT

800 - HYDER HARBOR REHABILITATION MATHEUS LUMBER			
TITLE: SPECIFICATIONS, FIRE EXT ENCL			
DESIGNED BY:	PND	PROJECT NO:	800 SHEET NO:
DRAWN BY:	PND	DATE:	11/24/09 1 OF
CHECKED BY:	SCALE:		

11/24/09 800 HYDER/800 HUDER DRGS CURRENT

MATERIALS:

STEEL:

TUBE SECTIONS: ASTM A500 GRADE B.

PIPE: ASTM A53, GRADE B.

STAINLESS: TYPE 302, 304 OR 316.

STEEL SHAPES AND PLATES: ASTM A36, A572 GRADE 50, OR AS NOTED.

STEEL COATINGS: ALL STEEL FABRICATIONS AND HARDWARE SHALL BE HOT-DIP GALVANIZED AFTER FABRICATION PER ASTM A123 AND A153.

ALUMINUM:

SHAPES - ASTM 6061-T6 PLATES - ASTM 5086 H112

BOLTS AND FASTENERS: ASTM A325 FOR STEEL CONNECTIONS.
ASTM A307 FOR TIMBER

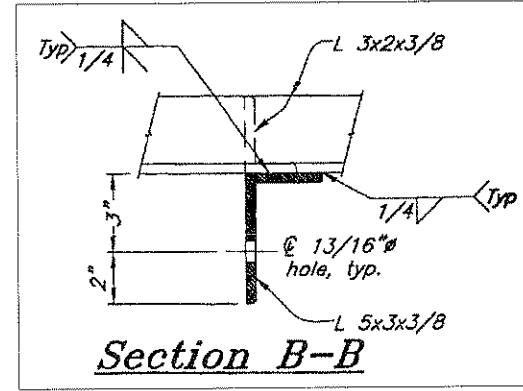
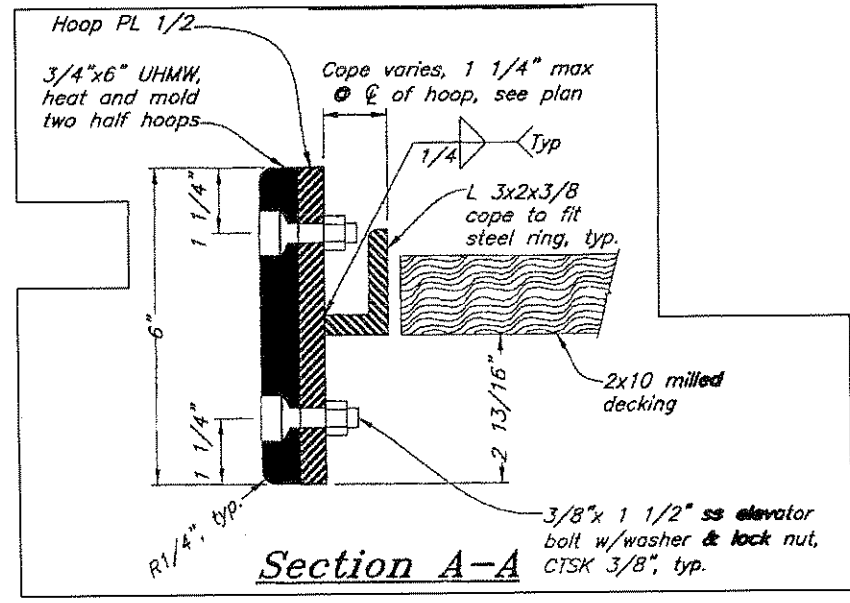
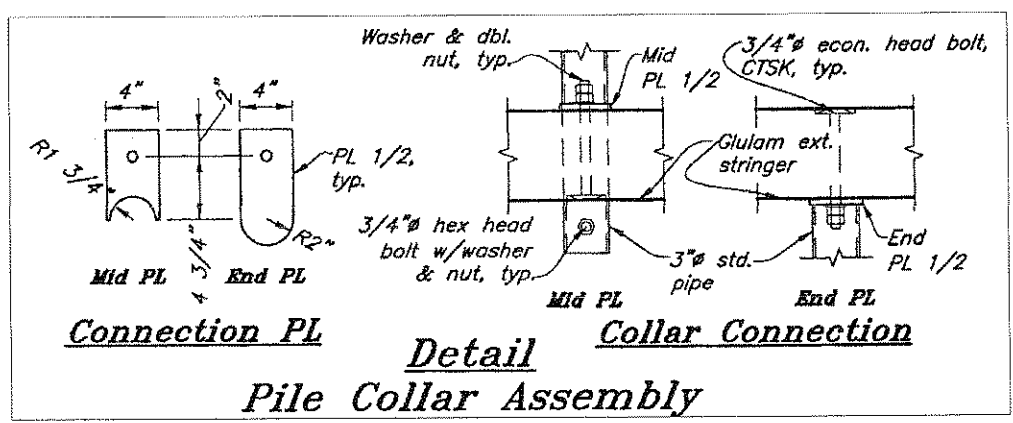
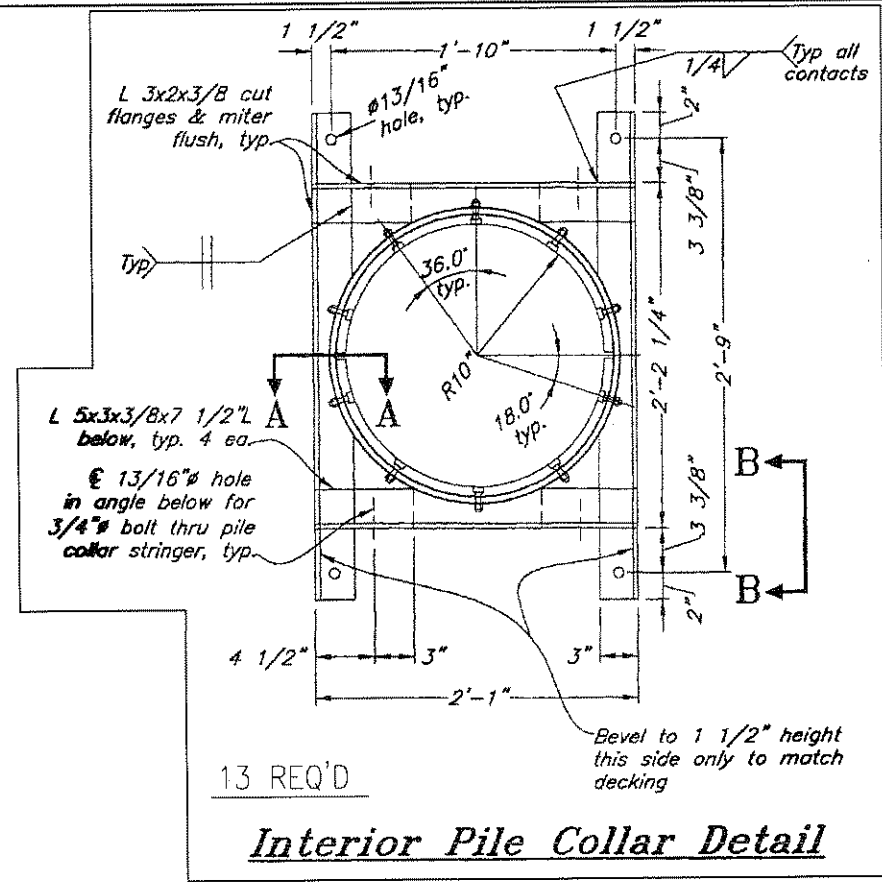
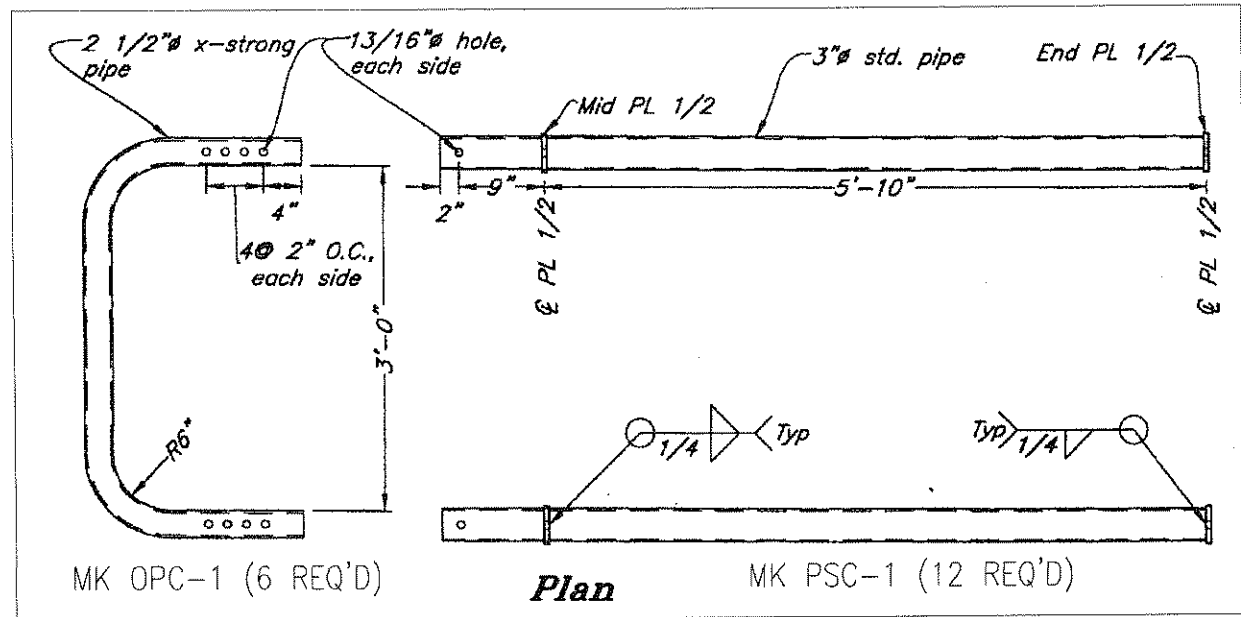


Specialists in Marina Design and Construction
4065 Hannegan Road, Bellingham, WA 98226

SHORESIDE MARINAS (SM) IS NOT RESPONSIBLE FOR SAFETY PROGRAMS, METHODS OR PROCEDURES OF OPERATION, OR THE CONSTRUCTION OF THE DESIGN SHOWN ON THESE DRAWINGS. WHERE SPECIFICATIONS ARE GENERAL OR NOT CALLED OUT, THE SPECIFICATIONS SHALL CONFORM TO STANDARDS OF INDUSTRY. DRAWINGS ARE FOR USE ON THIS PROJECT ONLY AND ARE NOT INTENDED FOR REUSE WITHOUT WRITTEN APPROVAL FROM SM. DRAWINGS ARE ALSO NOT TO BE USED IN ANY MANNER THAT WOULD CONSTITUTE A DETRIMENT DIRECTLY OR INDIRECTLY TO SM.

REVISIONS		
REV	DATE	DESCRIPTION
R-0	11/24/09	ISSUED FOR COMMENT

PROJECT: 800 - HYDER HARBOR REHABILITATION			
MATHEUS LUMBER			
TITLE: SPECIFICATIONS			
DESIGNED BY:	PND	PROJECT NO:	800
DRAWN BY:	PND	DATE:	11/24/09
CHECKED BY:	SCALE:	SHEET NO: 1 OF	



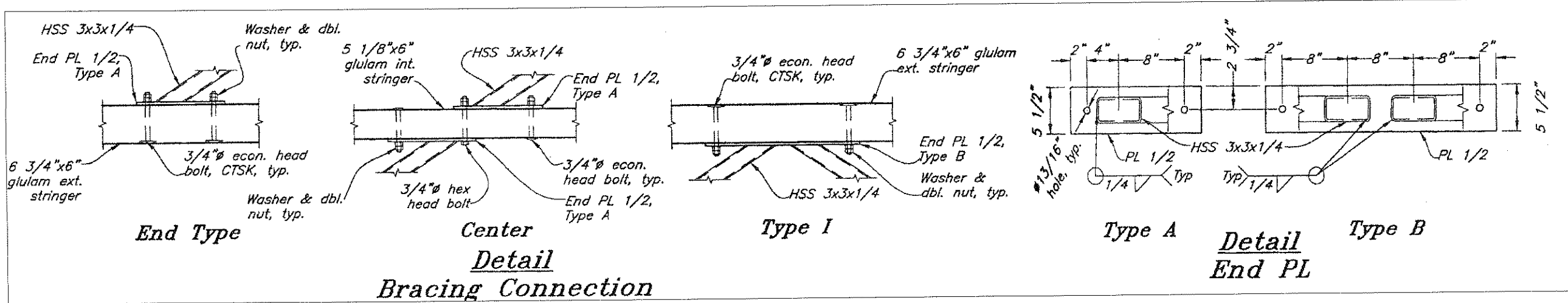
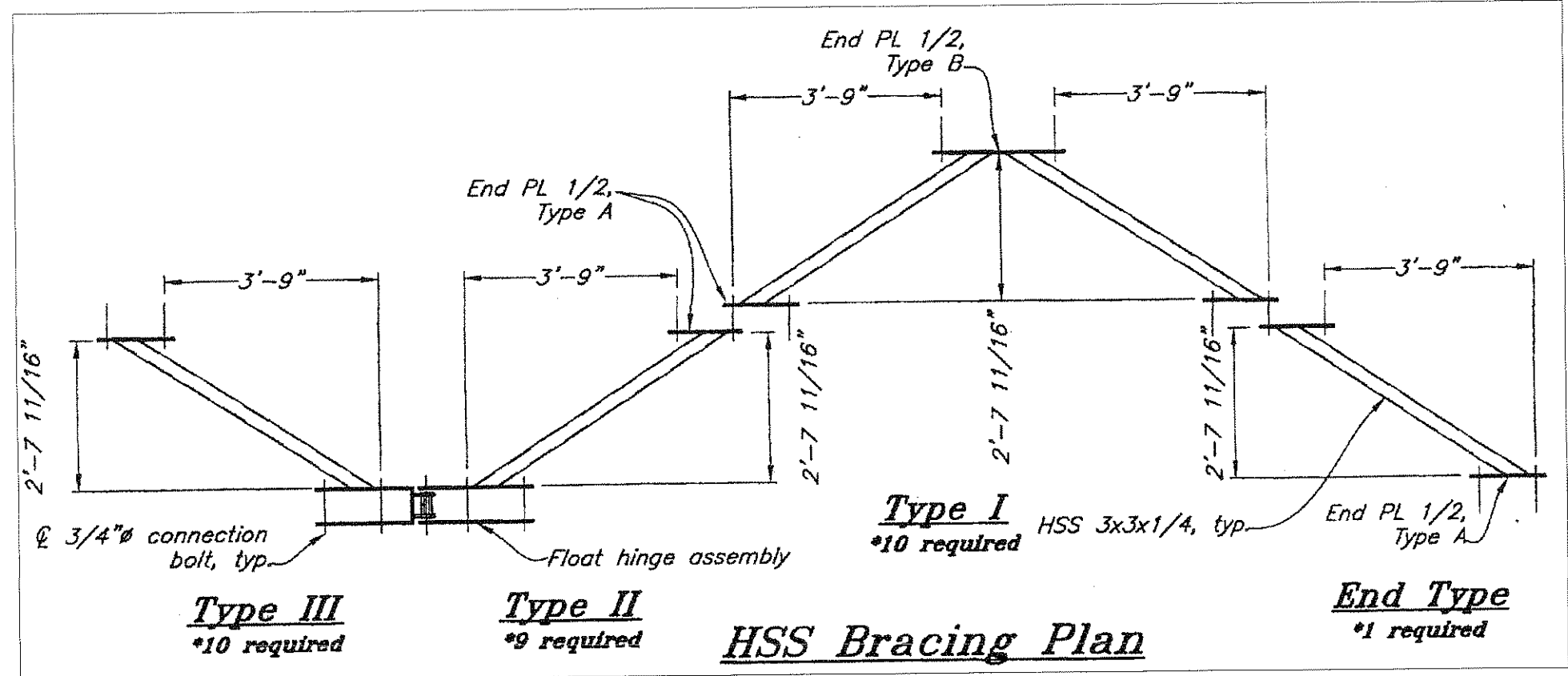
11/24/09 800 HYDER/800 HUDER DROS CURRENT



SHORESIDE MARINAS (SM) IS NOT RESPONSIBLE FOR SAFETY PROGRAMS, METHODS OR PROCEDURES OF OPERATION, OR THE CONSTRUCTION OF THE DESIGN SHOWN ON THESE DRAWINGS. WHERE SPECIFICATIONS ARE GENERAL OR NOT CALLED OUT, THE SPECIFICATIONS SHALL CONFORM TO STANDARDS OF INDUSTRY. DRAWINGS ARE FOR USE ON THIS PROJECT ONLY AND ARE NOT INTENDED FOR REUSE WITHOUT WRITTEN APPROVAL FROM SM. DRAWINGS ARE ALSO NOT TO BE USED IN ANY MANNER THAT WOULD CONSTITUTE A DETRIMENT DIRECTLY OR INDIRECTLY TO SM.

REVISIONS		
R-0	11/24/09	ISSUED FOR COMMENT
REV	DATE	DESCRIPTION

PROJECT: 800 - HYDER HARBOR REHABILITATION			
MATEUS LUMBER			
TITLE: PILE FRAMES			
DESIGNED BY:	FND	PROJECT NO:	800
DRAWN BY:	FND	DATE:	11/24/09
CHECKED BY:	SCALE:	SHEET NO: 2 OF 9	



11/24/09 800 HYDER/800 HUDER DRGS CURRENT

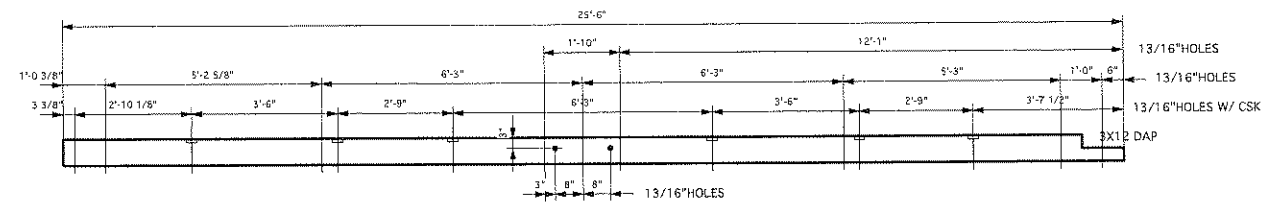


SHORESIDE MARINAS (SM) IS NOT RESPONSIBLE FOR SAFETY PROGRAMS, METHODS OR PROCEDURES OF OPERATION, OR THE CONSTRUCTION OF THE DESIGN SHOWN ON THESE DRAWINGS. WHERE SPECIFICATIONS ARE GENERAL OR NOT CALLED OUT, THE SPECIFICATIONS SHALL CONFORM TO STANDARDS OF INDUSTRY. DRAWINGS ARE FOR USE ON THIS PROJECT ONLY AND ARE NOT INTENDED FOR REUSE WITHOUT WRITTEN APPROVAL FROM SM. DRAWINGS ARE ALSO NOT TO BE USED IN ANY MANNER THAT WOULD CONSTITUTE A DETRIMENT DIRECTLY OR INDIRECTLY TO SM.

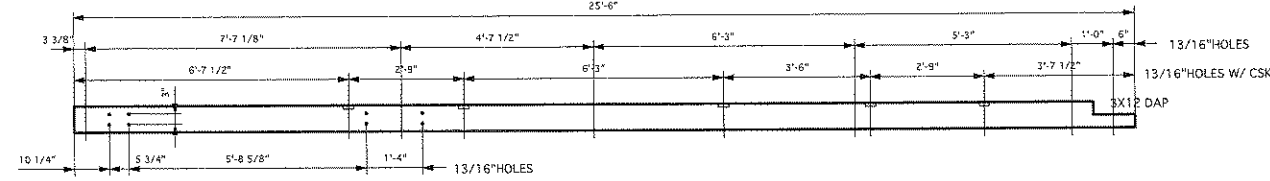
REVISIONS		
REV	DATE	DESCRIPTION
R-0	11/24/09	ISSUED FOR COMMENT

PROJECT: 800 - HYDER HARBOR REHABILITATION MATHEUS LUMBER			
TITLE: BRACING			
DESIGNED BY:	PND	PROJECT NO:	800
DRAWN BY:	PND	DATE:	11/24/09
CHECKED BY:		SCALE:	
			SHEET NO: 3 OF

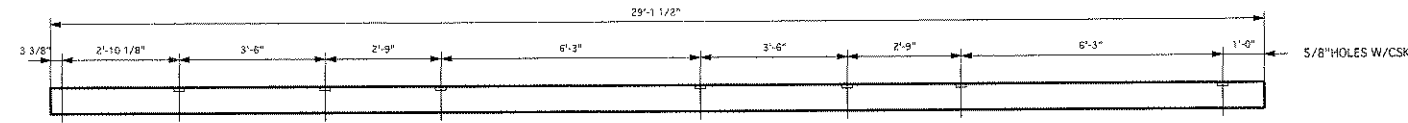
MK#1A
6 3/4X6GLB
QTY 1
CREO



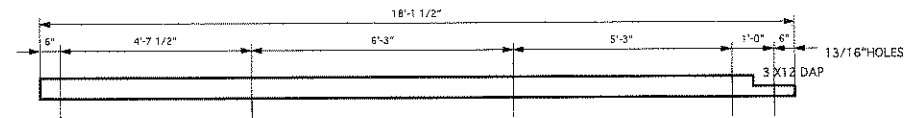
MK#1B
6 3/4X6GLB
QTY 1
CREO




MK#7
5 1/8X6GLB
QTY 1
CREO



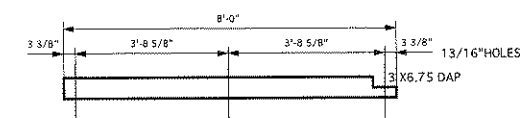
MK#8B
6 3/4X6GLB
QTY 1
ACZA



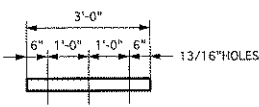
MK#8
6 3/4X6GLB
QTY 1
ACZA



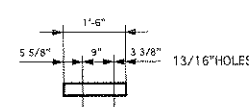
MK#11
6 3/4X6GLB
QTY 1
ACZA



MK#R
6 3/4X3 1/2
QTY 2
ACZA


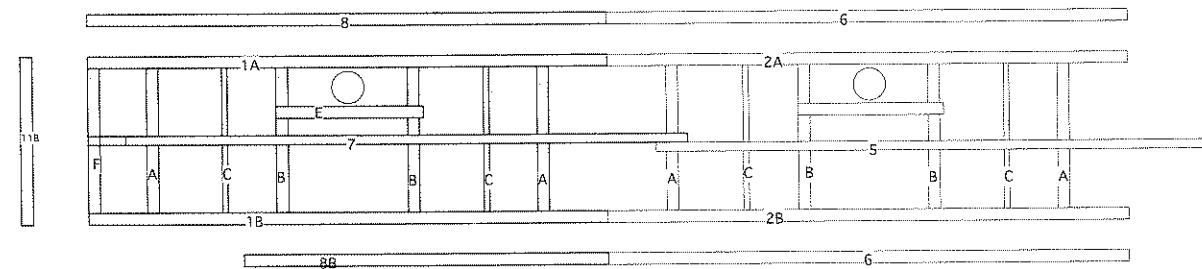


MK#S
6 3/4X3 1/2
QTY 1
ACZA




8X25' MAIN FLOAT SECTION
QTY AS SHOWN--1 FLOAT

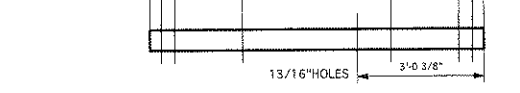
- NOTES:
1. GLULAMS ARE 24F V-8/INDUSTRIAL/ZERO CAMBER COASTAL DOUG FIR.
 2. ALL TIMBER TO BE DOUGLAS FIR #1/BTR.
 3. TREATMENT TO BE CREOSOTE 12LBS FOR GLULAMS AND 20LBS FOR SUBMERGED WOOD MEMBERS.
 4. ACZA CHEMONITE 0.60LBS FOR RUB STRIPS, WEAR DECK, AND GLULAM BULLRAILS.
 5. BOLTS AND MISC. HARDWARE PARTS TO BE A-307 HOT DIP GALVANIZED TO A-153.
 6. FOAM BLOCKS SHALL BE EPS 1.1LB/CU.FT. MIN. ASTM D1621, COATED WITH HYDROSEAL2090 TO A MIN. OF 50MIL.
 7. DECKING TO BE 2X10 MILLED TO STATE PATTERN ***QTY 32 PIECES***
 8. ONE INTERNAL PILE HOOP ---SIDE COLLAR TYPE
 9. ALL STEEL TO BE A36 HOT DIP GALV. A-153
 10. UJHW SCUPPER BLOCKS PER PLAN**QTY 7***
 11. BUMPER BOARD IS 2X12S45 ***QTY 60LF***




MK#A
6 3/4X6GLB
QTY 2
CREO



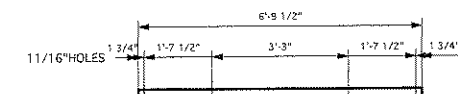
MK#B
6 3/4X6GLB
QTY 2
CREO



MK#C
3 1/8X6GLB
QTY 2
CREO



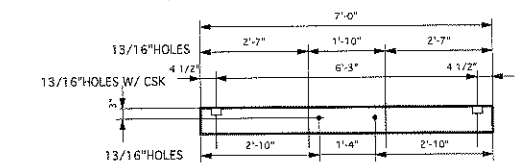
MK#D
3X6S4S
QTY 4
CREO



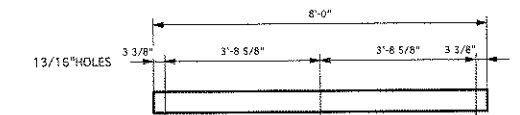
MK#Q
4X10S4S
QTY 4
CREO



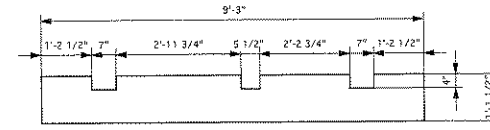
MK#E
6 3/4X7 1/2GLB
QTY 1
CREO



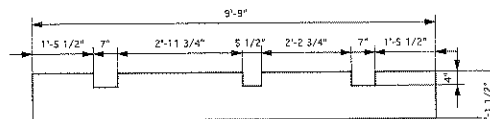
MK#F
6 3/4X6GLB
QTY 1
CREO



MK#F1
13 1/2"X2'-11"
QTY 2
COATED FOAM



MK#F2
13 1/2"X2'-11"
QTY 2
COATED FOAM



DRWN BY:

REVISIONS	BY

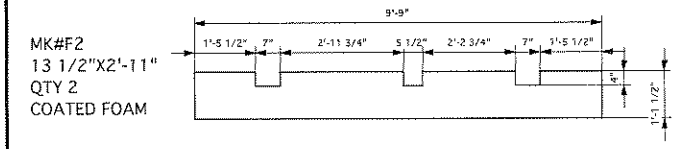
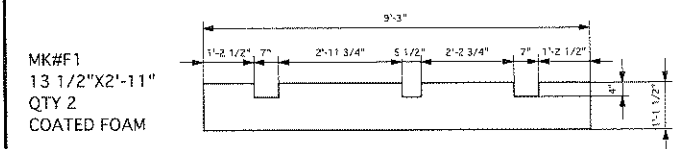
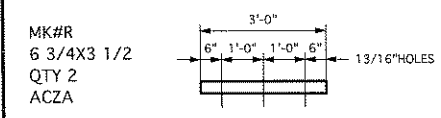
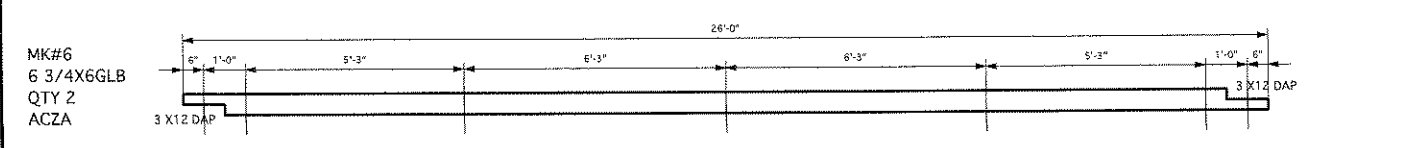
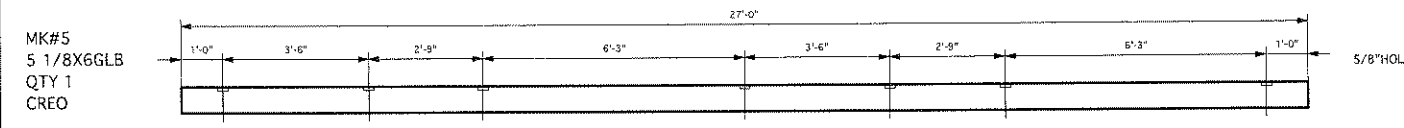
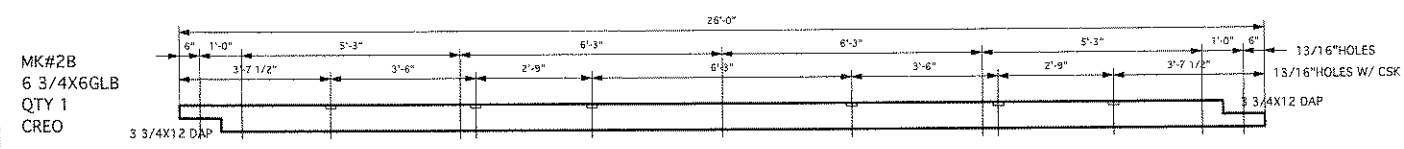
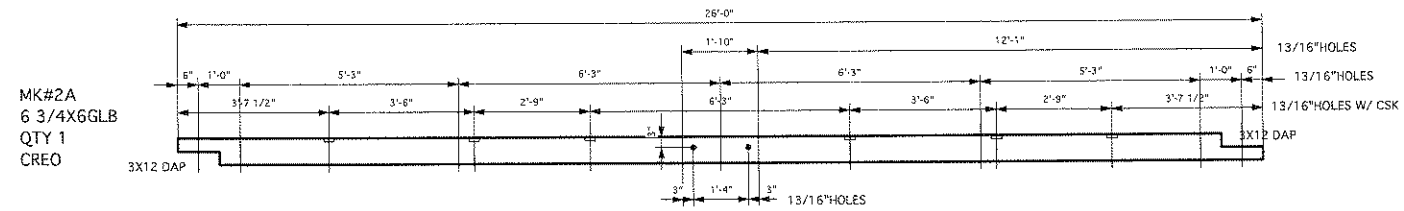
PAGE DESCRIPTION:

SCALE: 1/2" EQUALS 1'

HYDER HARBOR REHABILITATION
PROJECT # 67802

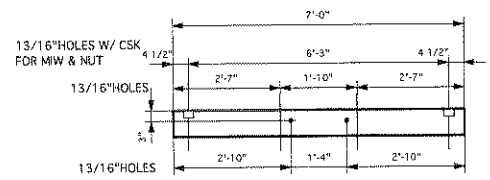
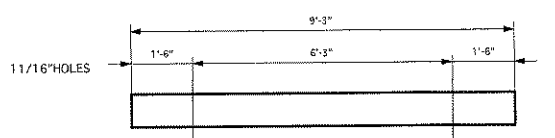
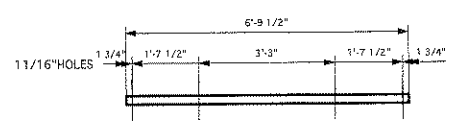
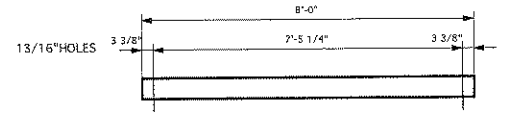
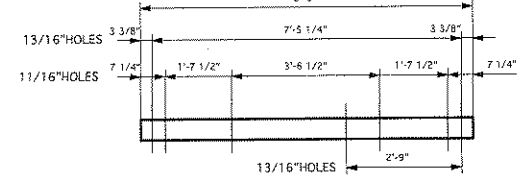
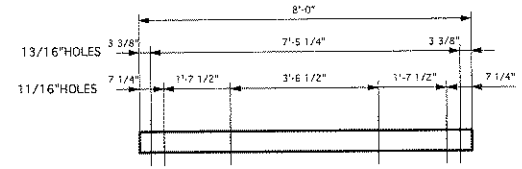
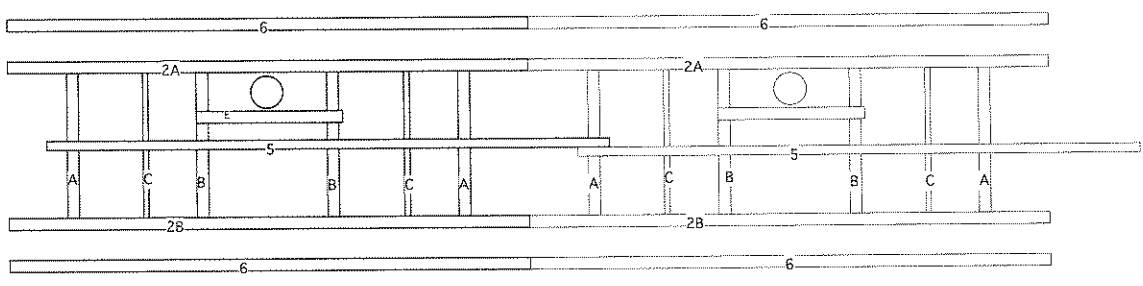
MATHEUS LUMBER COMPANY INC.
15800 WOODINVILLE-REDMOND RD NE
WOODINVILLE, WA 98072-2260
PHONE [206] 284-7500.

DATE:
JOB#:
PAGE: 1



- NOTES:
1. GLULAMS ARE 24F V-8/INDUSTRIAL/ZERO CAMBER COASTAL DOUG FIR.
 2. ALL TIMBER TO BE DOUGLAS FIR #1/BTR.
 3. TREATMENT TO BE CREOSOTE 12LBS FOR GLULAMS AND 20LBS FOR SUBMERGED WOOD MEMBERS.
 4. ACZA CHEMONITE 0.60LBS FOR RUB STRIPS, WEAR DECK, AND GLULAM BULLRAILS.
 5. BOLTS AND MISC. HARDWARE PARTS TO BE A-307 HOT DIP GALVANIZED TO A-153.
 6. FOAM BLOCKS SHALL BE EPS 1.1LB/CU.FT. MIN. ASTM D1621, COATED WITH HYDROSEAL2090 TO A MIN. OF 50MIL.
 7. DECKING TO BE 2X10 MILLED TO STATE PATTERN ***QTY 52 PIECES***
 8. ONE INTERNAL PILE HOOP ---SIDE COLLAR TYPE
 9. ALL STEEL TO BE A36 HOT DIP GALV. A-153
 10. UHMW SCUPPER BLOCKS PER PLAN ***QTY 6***
 11. BUMPER BOARD IS 2X12S4S ***QTY 50LP***

8X25' MAIN FLOAT SECTION
QTY AS SHOWN--7 FLOATS



MK#A
6 3/4X6GLB
QTY 2
CREO

MK#B
6 3/4X6GLB
QTY 2
CREO

MK#C
3 1/8X6GLB
QTY 2
CREO

MK#D
3X6S4S
QTY 4
CREO

MK#Q
4X10S4S
QTY 4
CREO

MK#E
6 3/4X6GLB
QTY 1
CREO

DRWN BY:	
REVISIONS	BY

PAGE DESCRIPTION:

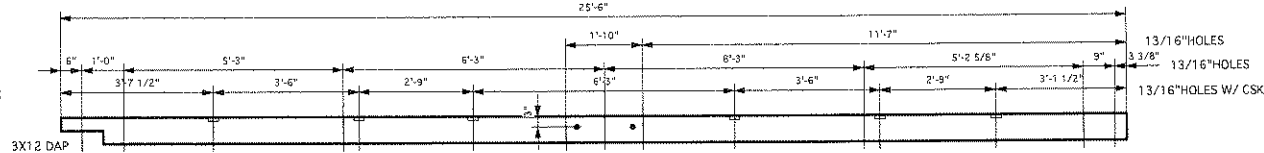
SCALE: 1/2"=EQUALS 1'

HYDER HARBOR REHABILITATION
PROJECT # 67802

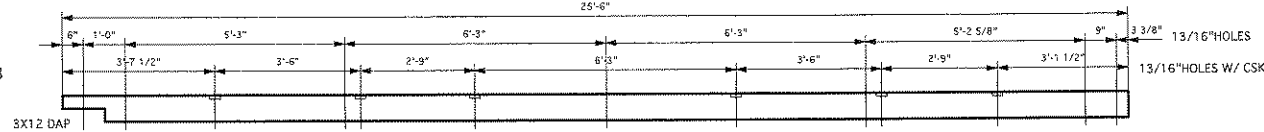
MATHEUS LUMBER COMPANY INC.
15800 WOODVILLE-REDMOND RD NE
WOODVILLE, WA, 98072-2260
PHONE (206) 284-7500.

DATE:
JOB#:
PAGE: 2

MK#4A
6 3/4X6GLB
QTY 1
CREO



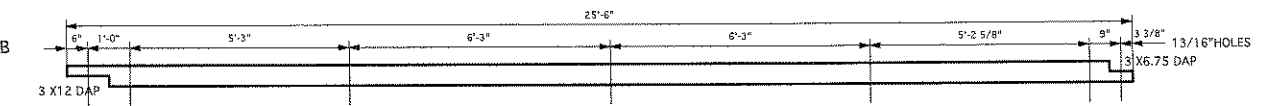
MK#4B
6 3/4X6GLB
QTY 1
CREO



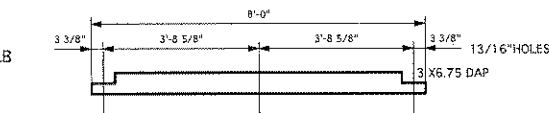
MK#9
5 1/8X6GLB
QTY 1
CREO



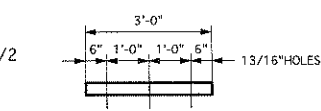
MK#10
6 3/4X6GLB
QTY 2
ACZA



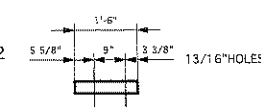
MK#11
6 3/4X6GLB
QTY 1
ACZA



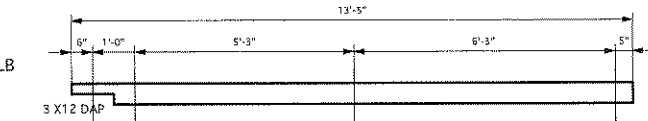
MK#R
6 3/4X3 1/2
QTY 2
ACZA



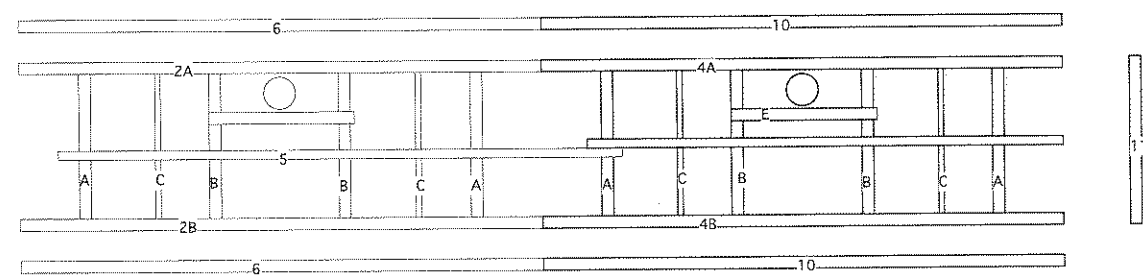
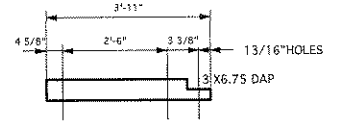
MK#S
6 3/4X3 1/2
QTY 2
ACZA



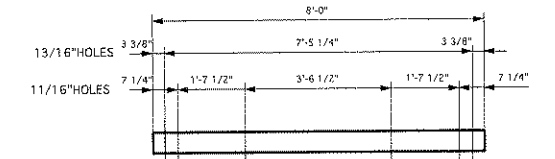
MK#10B
6 3/4X6GLB
QTY 1
ACZA



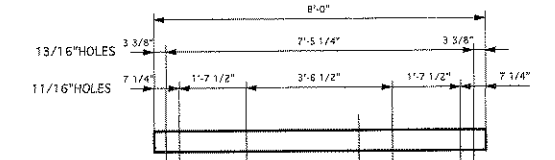
MK#10C
6 3/4X6GLB
QTY 1
ACZA



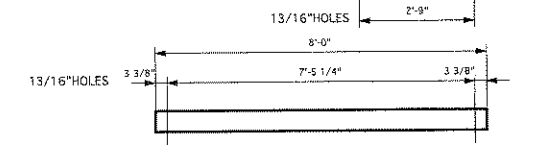
- NOTES:
1. GLULAMS ARE 24F V-8/INDUSTRIAL/ZERO CAMBER COASTAL DOUG FIR.
 2. ALL TIMBER TO BE DOUGLAS FIR #1/BTR.
 3. TREATMENT TO BE CREOSOTE 12LBS FOR GLULAMS AND 20LBS FOR SUBMERGED WOOD MEMBERS.
 4. ACZA CHEMONITE 0.60LBS FOR RUB STRIPS, WEAR DECK, AND GLULAM BULLRAILS.
 5. BOLTS AND MISC. HARDWARE PARTS TO BE A-307 HOT DIP GALVANIZED TO A-153.
 6. FOAM BLOCKS SHALL BE EPS 1.1LB/CU.FT. MIN. ASTM D1621, COATED WITH HYDROSEALZ090 TO A MIN. OF 50MIL.
 7. DECKING TO BE 2X10 MILLED TO STATE PATTERN ***QTY 32 PIECES***
 8. ONE INTERNAL PILE HOOP ---SIDE COLLAR TYPE
 9. ALL STEEL TO BE A36 HOT DIP GALV. A-153
 10. UHAW SCUPPER BLOCKS PER PLAN***QTY 7***
 11. BUMPER BOARD IS 2X12S4S ***QTY 60LF***



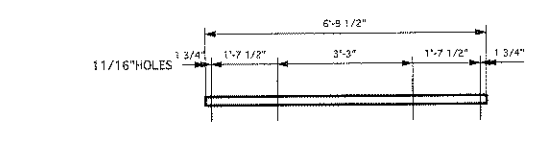
MK#A
6 3/4X6GLB
QTY 2
CREO



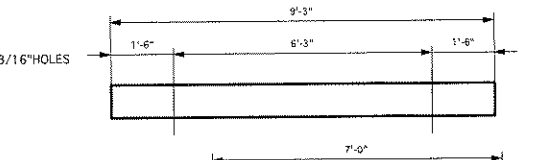
MK#B
6 3/4X6GLB
QTY 2
CREO



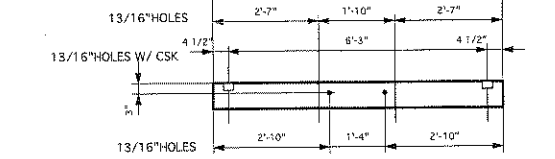
MK#C
3 1/8X6GLB
QTY 2
CREO



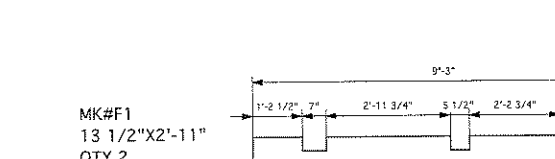
MK#D
3X6S4S
QTY 4
CREO



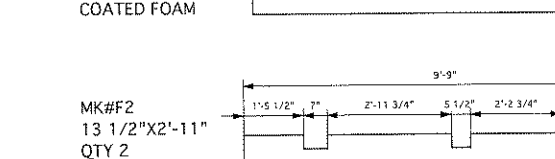
MK#Q
4X10S4S
QTY 4
CREO



MK#E
6 3/4X7 1/2GLB
QTY 1
CREO



MK#F1
13 1/2"X2'-11"
QTY 2
COATED FOAM



MK#F2
13 1/2"X2'-11"
QTY 2
COATED FOAM

8X25' MAIN FLOAT SECTION
QTY AS SHOWN--2 FLOATS
SWITCH #10B & 10C FOR ONE #10

DRWN BY:

REVISIONS	BY

PAGE DESCRIPTION:

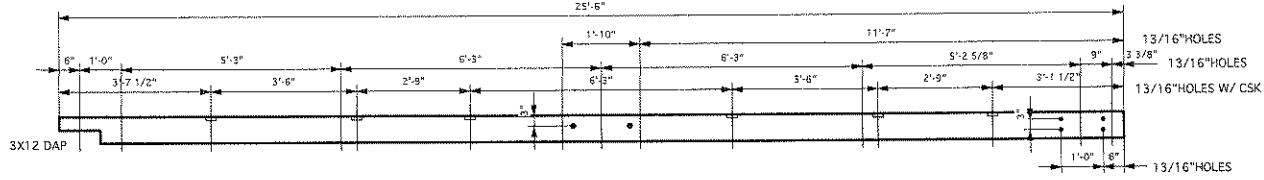
SCALE: 1/2" = EQUALS 1'

HYDER HARBOR REHABILITATION
PROJECT # 67802

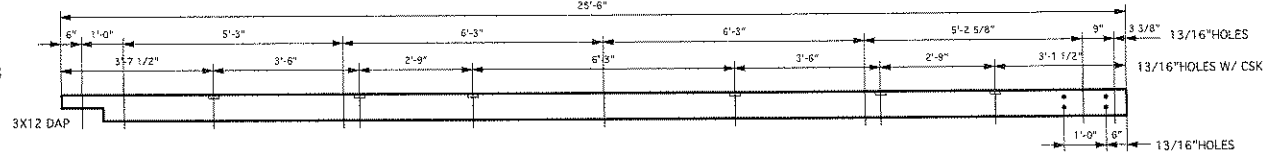
MATHEUS LUMBER COMPANY INC.
15800 WOODVILLE-REDMOND RD NE
WOODVILLE, WA. 98072-2260
PHONE [206] 284-7500.

DATE:
JOB#:
PAGE: 3

MK#SA
6 3/4X6GLB
QTY 1
CREO



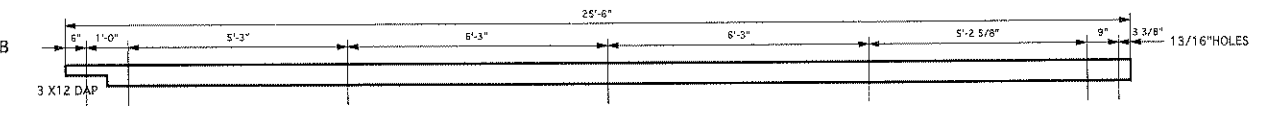
MK#SB
6 3/4X6GLB
QTY 1
CREO



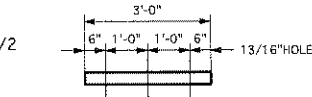
MK#9
5 1/8X6GLB
QTY 1
CREO



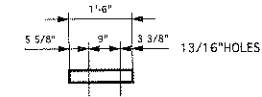
MK#12
6 3/4X6GLB
QTY 2
ACZA



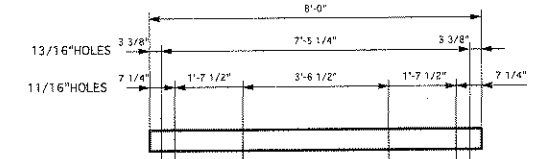
MK#R
6 3/4X3 1/2
QTY 2
ACZA



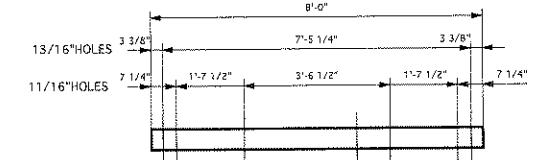
MK#S
6 3/4X3 1/2
QTY 2
ACZA



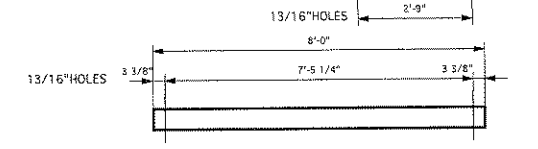
- NOTES:
1. GLULAMS ARE 24F V-B/INDUSTRIAL/ZERO CAMBER COASTAL DOUG FIR.
 2. ALL TIMBER TO BE DOUGLAS FIR #1/BTR.
 3. TREATMENT TO BE CREOSOTE 12LBS FOR GLULAMS AND 20LBS FOR SUBMERGED WOOD MEMBERS.
 4. ACZA CHEMOMITE 0.60LBS FOR RUB STRIPS, WEAR DECK, AND GLULAM BULLRAILS.
 5. BOLTS AND MISC. HARDWARE PARTS TO BE A-307 HOT DIP GALVANIZED TO A-153.
 6. FOAM BLOCKS SHALL BE EPS 1.1LB/CU.FT. MIN. ASTM D1621, COATED WITH HYDROSEAL2090 TO A MIN. OF 50MIL.
 7. DECKING TO BE 2X10 MILLED TO STATE PATTERN ***QTY 32 PIECES***
 8. ONE INTERNAL PILE HOOP ---SIDE COLLAR TYPE
 9. ALL STEEL TO BE A36 HOT DIP GALV. A-153
 10. UHMW SCUPPER BLOCKS PER PLAN ***QTY 7***
 11. BUMPER BOARD IS 2X12S4S ***QTY 50LF***



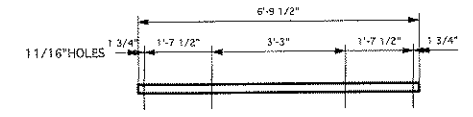
MK#A
6 3/4X6GLB
QTY 2
CREO



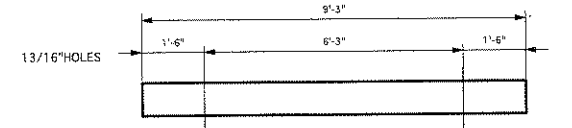
MK#B
6 3/4X6GLB
QTY 2
CREO



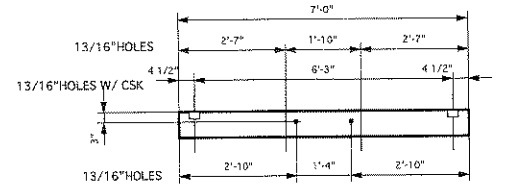
MK#C
3 1/8X6GLB
QTY 2
CREO



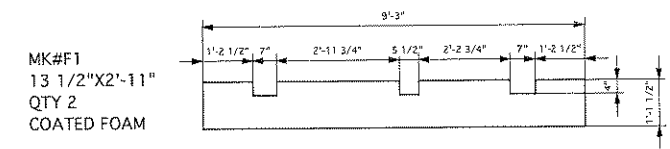
MK#D
3X6S4S
QTY 4
CREO



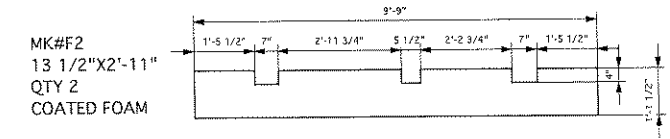
MK#Q
4X10S4S
QTY 4
CREO



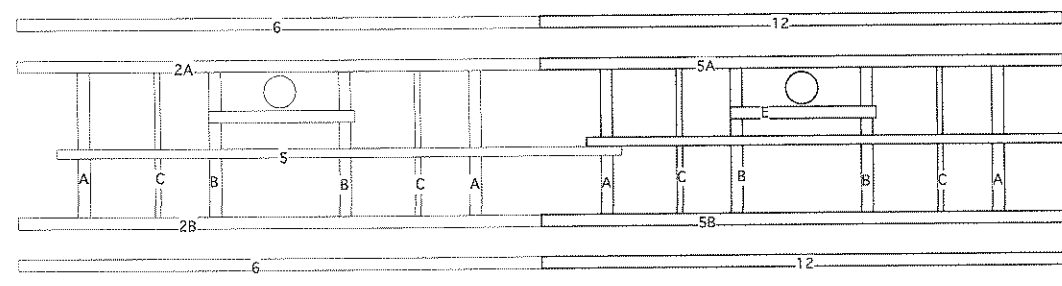
MK#E
6 3/4X7 1/2GLB
QTY 1
CREO



MK#F1
13 1/2"X2'-11"
QTY 2
COATED FOAM



MK#F2
13 1/2"X2'-11"
QTY 2
COATED FOAM



8X25' MAIN FLOAT SECTION
QTY AS SHOWN--1 FLOAT

DRWN BY:

REVISIONS	BY

PAGE DESCRIPTION:

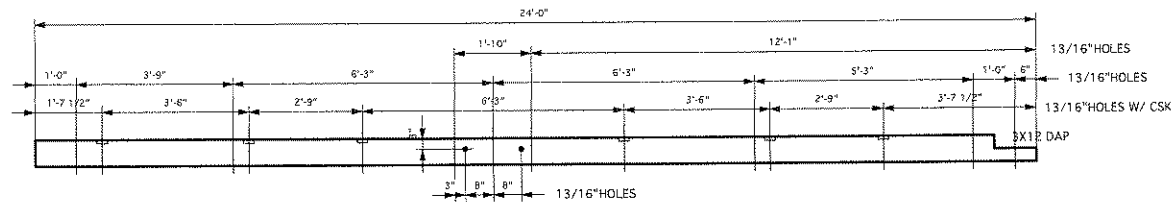
SCALE: 1/2" EQUALS 1'

HYDER HARBOR REHABILITATION
PROJECT # 67802

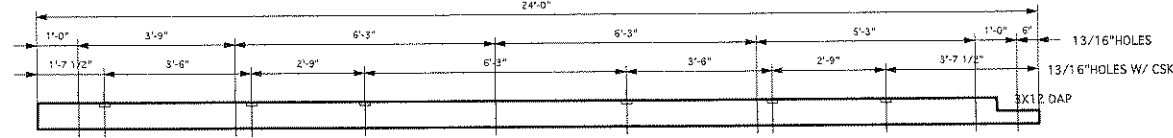
MATHEUS LUMBER COMPANY INC.
15800 WOODINVILLE-REDMOND RD NE
WOODINVILLE, WA. 98072-2260
PHONE (206) 284-7500.

DATE:
JOB#:
PAGE: 4

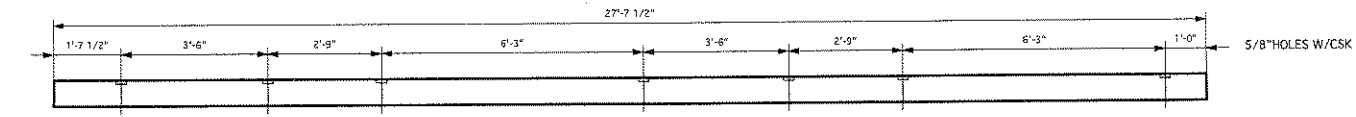
MK#6A
6 3/4X6GLB
QTY 1
CREO



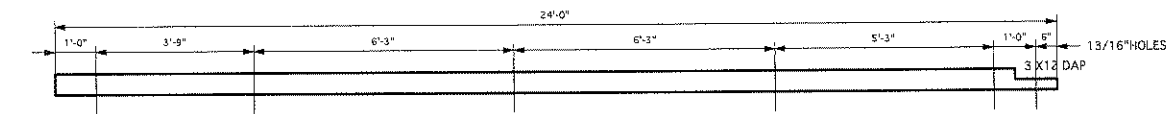
MK#6B
6 3/4X6GLB
QTY 1
CREO



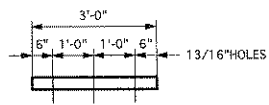
MK#20
5 1/8X6GLB
QTY 1
CREO



MK#13
6 3/4X6GLB
QTY 2
ACZA

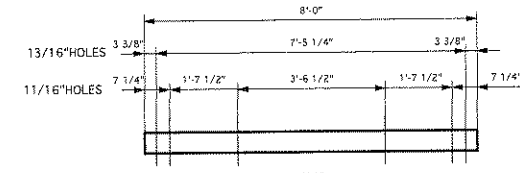
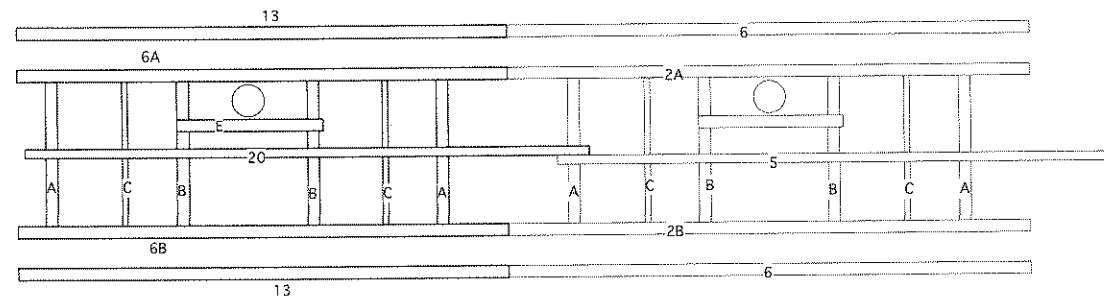


MK#R
6 3/4X3 1/2
QTY 2
ACZA

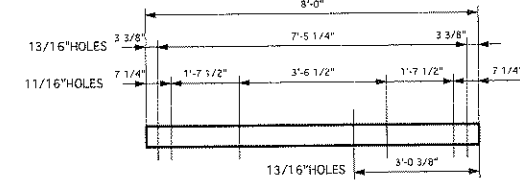


- NOTES:
1. GLULAMS ARE 24F V-8/INDUSTRIAL/ZERO CAMBER COASTAL DOUG FIR.
 2. ALL TIMBER TO BE DOUGLAS FIR #1/BTR.
 3. TREATMENT TO BE CREOSOTE 12LBS FOR GLULAMS AND 20LBS FOR SUBMERGED WOOD MEMBERS.
 4. ACZA CHEMONITE 0.60LBS FOR RUB STRIPS, WEAR DECK, AND GLULAM BULLRAILS.
 5. BOLTS AND MISC. HARDWARE PARTS TO BE A-307 HOT DIP GALVANIZED TO A-153.
 6. FOAM BLOCKS SHALL BE EPS 1.1LB/CU.FT. MIN. ASTM D1621, COATED WITH HYDROSEAL209D TO A MIN. OF 50MIL.
 7. DECKING TO BE 2X10 MILLED TO STATE PATTERN ***QTY 32 PIECES***
 8. ONE INTERNAL PILE HOOP ---SIDE COLLAR TYPE
 9. ALL STEEL TO BE A36 HOT DIP GALV. A-153
 10. UHMW SCUPPER BLOCKS PER PLAN***QTY 7***
 11. BUMPER BOARD IS 2X12S4S ***QTY 60LF***

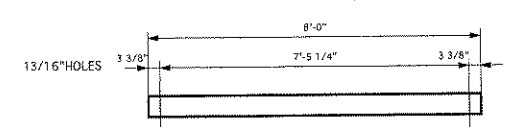
8X23 1/2' MAIN FLOAT SECTION
QTY AS SHOWN--1 FLOAT



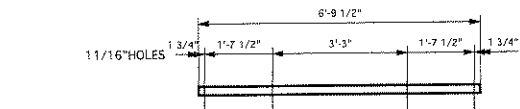
MK#A
6 3/4X6GLB
QTY 2
CREO



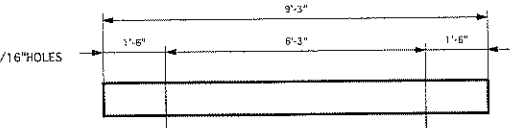
MK#B
6 3/4X6GLB
QTY 2
CREO



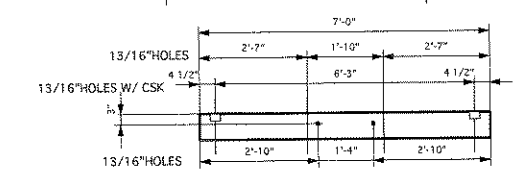
MK#C
3 1/8X6GLB
QTY 2
CREO



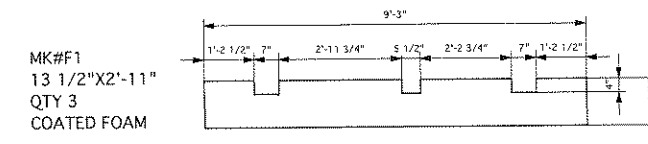
MK#D
3X6S4S
QTY 4
CREO



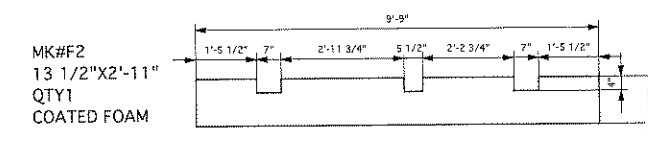
MK#Q
4x10S4S
QTY 4
CREO



MK#E
6 3/4X7 1/2GLB
QTY 1
CREO



MK#F1
13 1/2"X2"-11"
QTY 3
COATED FOAM



MK#F2
13 1/2"X2"-11"
QTY1
COATED FOAM

DRWN BY:

REVISIONS	BY

PAGE DESCRIPTION:

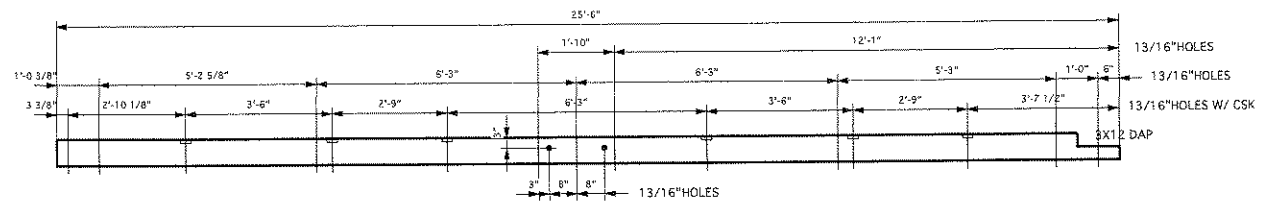
SCALE: 1/2" = EQUALS 1'

HYDER HARBOR REHABILITATION
PROJECT # 67802

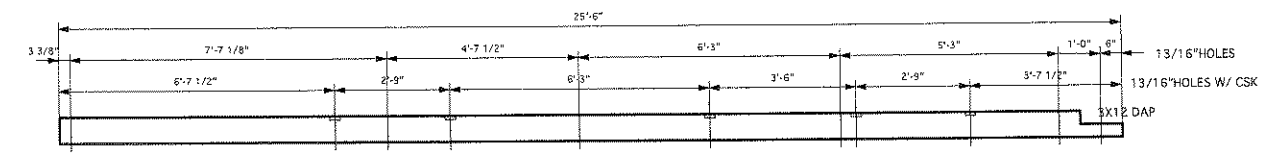
MATHEUS LUMBER COMPANY INC.
15800 WOODVILLE REDMOND RD NE
WOODVILLE, WA 98072-2260
PHONE [206] 284-7500.

DATE:
JOB#:
PAGE: 5

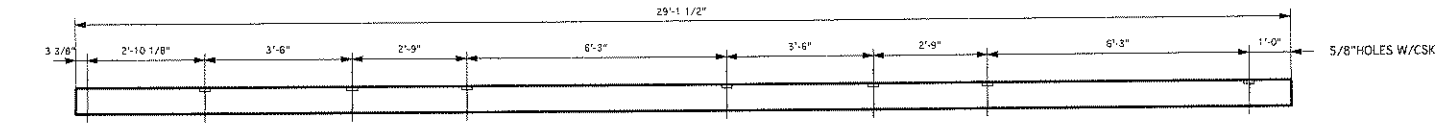
MK#1A
6 3/4X6GLB
QTY 1
CREO



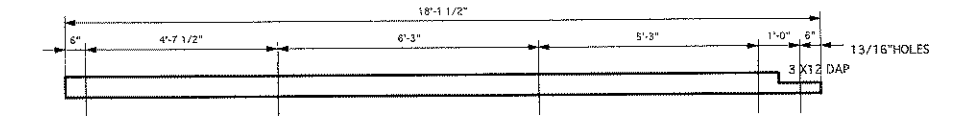
MK#1B
6 3/4X6GLB
QTY 1
CREO



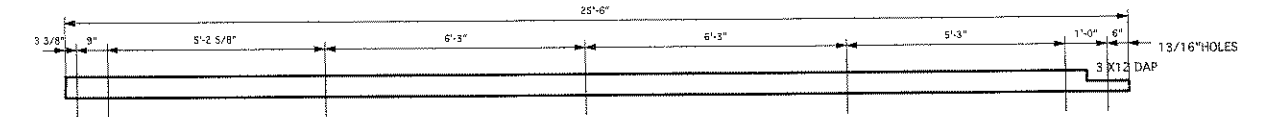
MK#7
5 1/8X6GLB
QTY 1
CREO



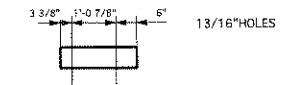
MK#8B
6 3/4X6GLB
QTY 1
ACZA



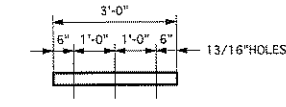
MK#8
6 3/4X6GLB
QTY 1
ACZA



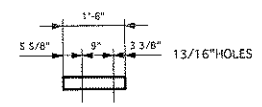
MK#14
6 3/4X6GLB
QTY 1
ACZA



MK#R
6 3/4X3 1/2
QTY 2
ACZA

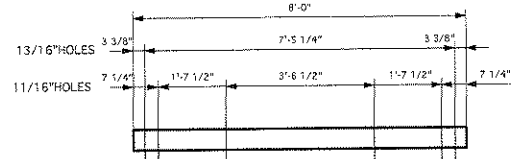
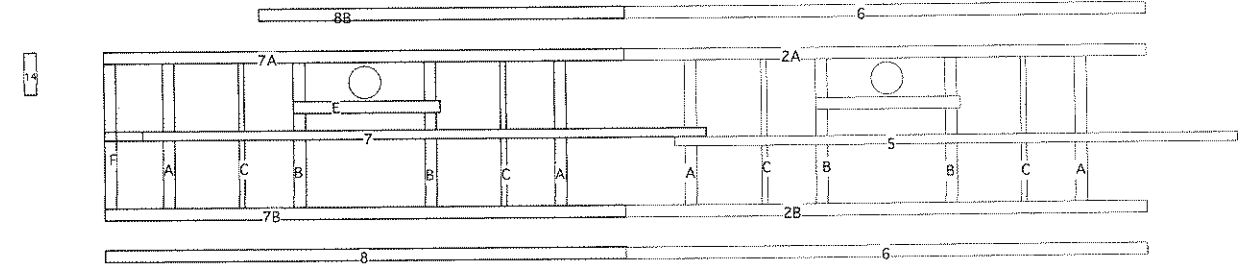


MK#S
6 3/4X3 1/2
QTY 1
ACZA

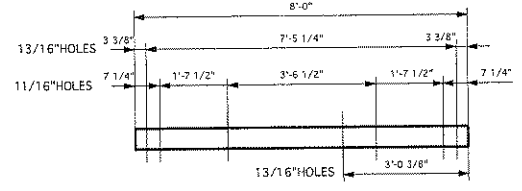


8X25' MAIN FLOAT SECTION
QTY AS SHOWN--1 FLOAT

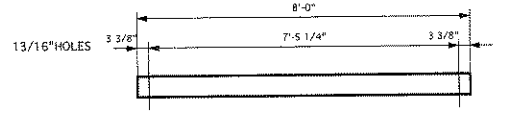
- NOTES:
1. GULLAMS ARE 24F V-B/INDUSTRIAL/ZERO CAMBER COASTAL DOUG FIR.
 2. ALL TIMBER TO BE DOUGLAS FIR #1/BTR.
 3. TREATMENT TO BE CREOSOTE 12LBS FOR GULLAMS AND 20LBS FOR SUBMERGED WOOD MEMBERS.
 4. ACZA CHEMONITE 0.60LBS FOR RUB STRIPS, WEAR DECK, AND GULLAM BULLRAILS.
 5. BOLTS AND MISC. HARDWARE PARTS TO BE A-307 HOT DIP GALVANIZED TO A-153.
 6. FOAM BLOCKS SHALL BE EPS 1.1LB/CU.FT. MIN. ASTM D1621, COATED WITH HYDROSEAL2090 TO A MIN. OF 50ML.
 7. DECKING TO BE 2X10 MILLED TO STATE PATTERN ***QTY 32 PIECES***
 8. ONE INTERNAL PILE HOOP ---SIDE COLLAR TYPE
 9. ALL STEEL TO BE A36 HOT DIP GALV. A-153
 10. UHMW SCUPPER BLOCKS PER PLAN ***QTY 7***
 11. BUMPER BOARD IS 2X12S4S ***QTY 60LF***



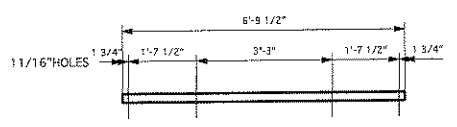
MK#A
6 3/4X6GLB
QTY 2
CREO



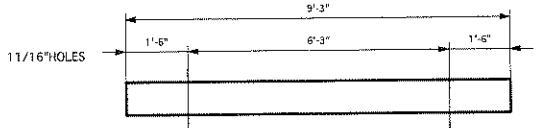
MK#B
6 3/4X6GLB
QTY 2
CREO



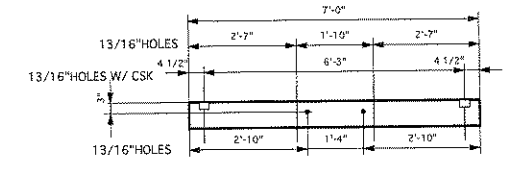
MK#C
3 1/8X6GLB
QTY 2
CREO



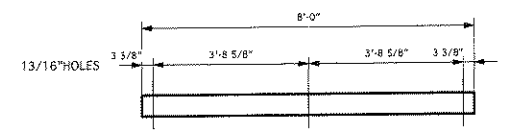
MK#D
3X6S4S
QTY 4
CREO



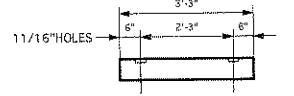
MK#Q
4X10S4S
QTY 4
CREO



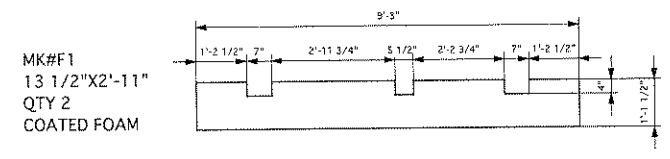
MK#E
6 3/4X7 1/2GLB
QTY 1
CREO



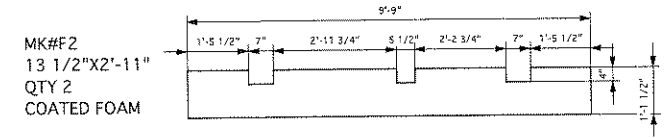
MK#F
6 3/4X6GLB
QTY 1
CREO



MK#G
6 3/4X6GLB
QTY 2
CREO BLOCKS



MK#F1
13 1/2\"/>



MK#F2
13 1/2\"/>

DRWN BY:

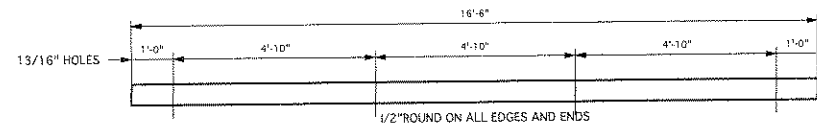

REVISIONS	BY

PAGE DESCRIPTION:

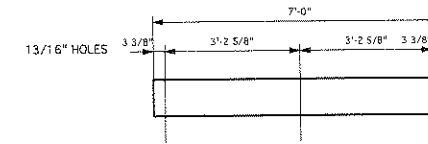
SCALE: 1/2\"/>

HYDER HARBOR REHABILITATION
PROJECT # 67802

MATHEUS LUMBER COMPANY INC.
15800 WOODINVILLE-REDMOND RD NE
WOODINVILLE, WA. 98072-2260
PHONE (206) 284-7500.



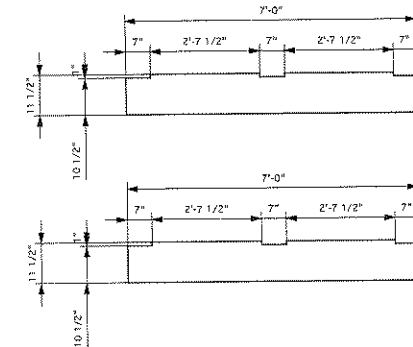
MK#7
6 3/4X6GLB
QTY 2
BULLRAIL



MK#9
5 1/8X10.5GLB
QTY 4
-STRINGER

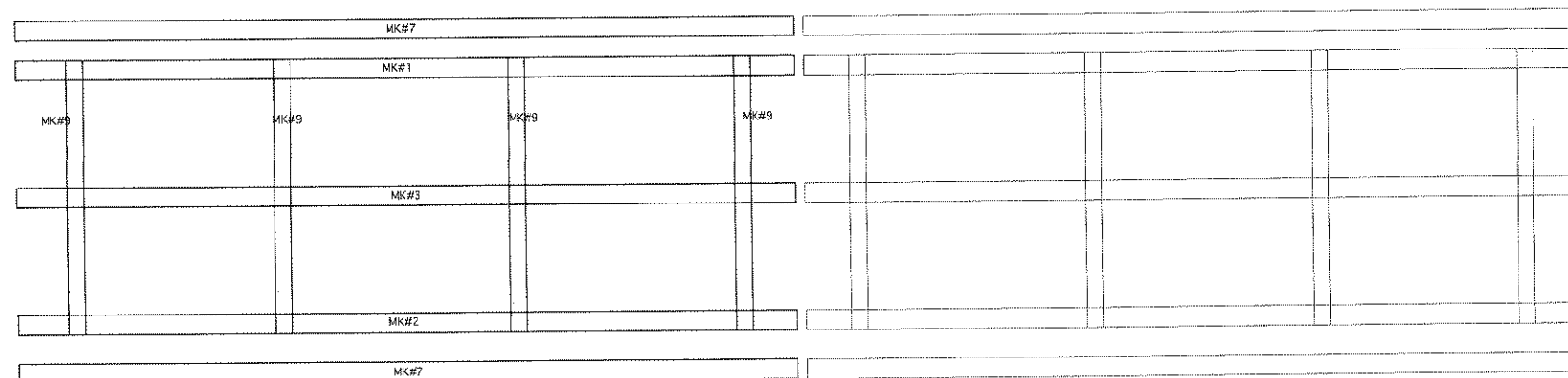
**7X20' MAIN FLOAT SECTION
QTY AS SHOWN--5 FLOATS**

- NOTES:
1. GLULAMS ARE 24F V-8/INDUSTRIAL/ZERO CAMBER COASTAL DOUG FIR.
 2. ALL TIMBER TO BE DOUGLAS FIR #1/BTR.
 3. TREATMENT TO BE CREOSOTE 12LBS FOR GLULAMS AND 20LBS FOR SUBMERGED WOOD MEMBERS.
 4. ACZA CHEMONTITE 0.60LBS FOR RUB STRIPS, WEAR DECK, AND GLULAM BULLRAILS.
 5. BOLTS AND MISC. HARDWARE PARTS TO BE A-307 HOT DIP GALVANIZED TO A-153.
 6. FOAM BLOCKS SHALL BE EPS 1.1LB/CLFT. MIN. ASTM D1621, COATED WITH HYDROSEAL2090 TO A MIN. OF 50MIL.
 7. DECKING TO BE 2X10 MILLED TO STATE PATTERN
QTY 25 PIECES
 8. ALL STEEL TO BE A36 HOT DIP GALV. A-153
 9. 10. LHMW SCUPPER BLOCKS PER PLAN***QTY 8***
 11. BUMPER BOARD IS 2X1 2S4S ***QTY 40LF***



MK#H
11 1/2X1'-10"
QTY 6
COATED FOAM

MK#H2
11 1/2X2'-10"
QTY 1
COATED FOAM



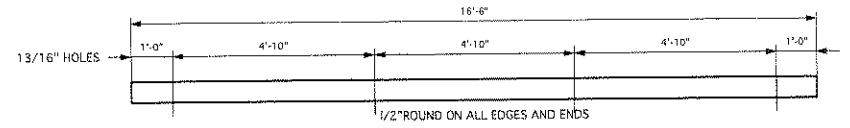
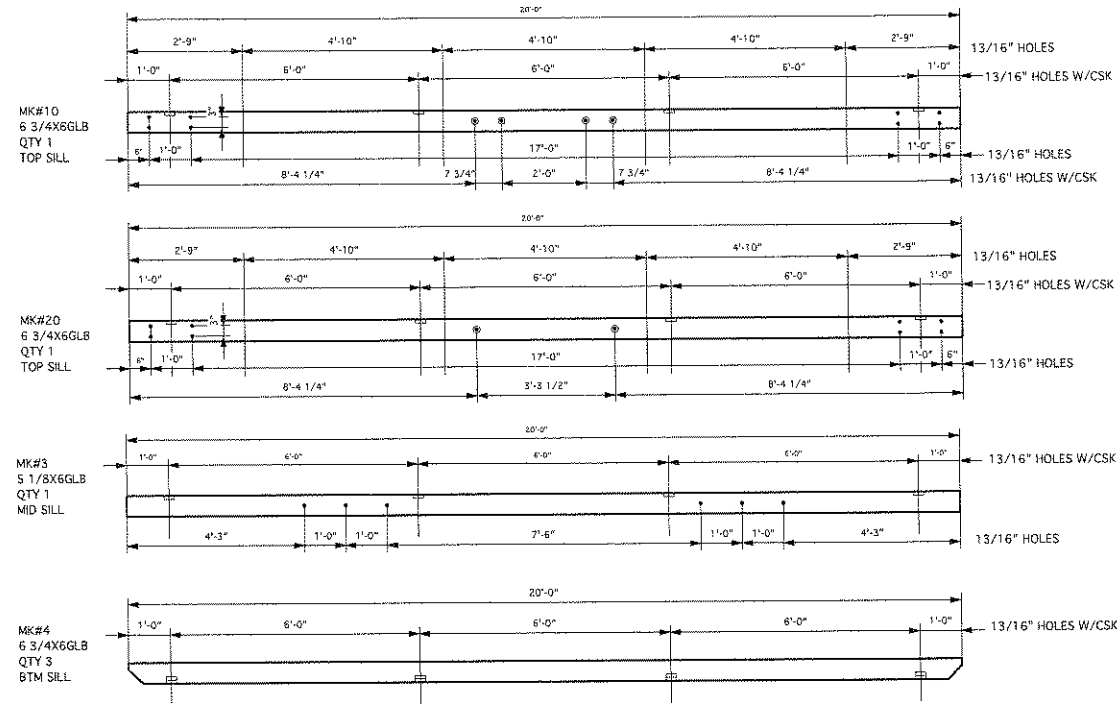
DRWN BY:	
REVISIONS	BY

PAGE DESCRIPTION:	
SCALE:	

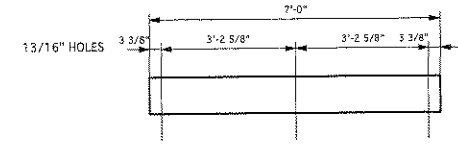
**HYDER HARBOR REHABILITATION
PROJECT # 67802**

DUTRA DREDGING COMPANY - 41.606-25
MATHIEUS LUMBER COMPANY INC.
15800 WOODINVILLE-REDMOND RD NE
WOODINVILLE, WA. 98072-2260
PHONE [206] 284-7500.

DATE:
JOB#:
PAGE: 7



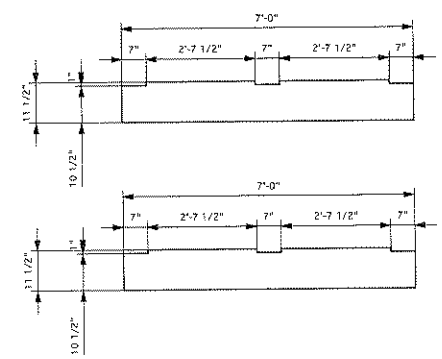
MK#7
6 3/4X6GLB
QTY 2
BULLRAIL



MK#9
5 1/8X10.5GLB
QTY 4
STRINGER

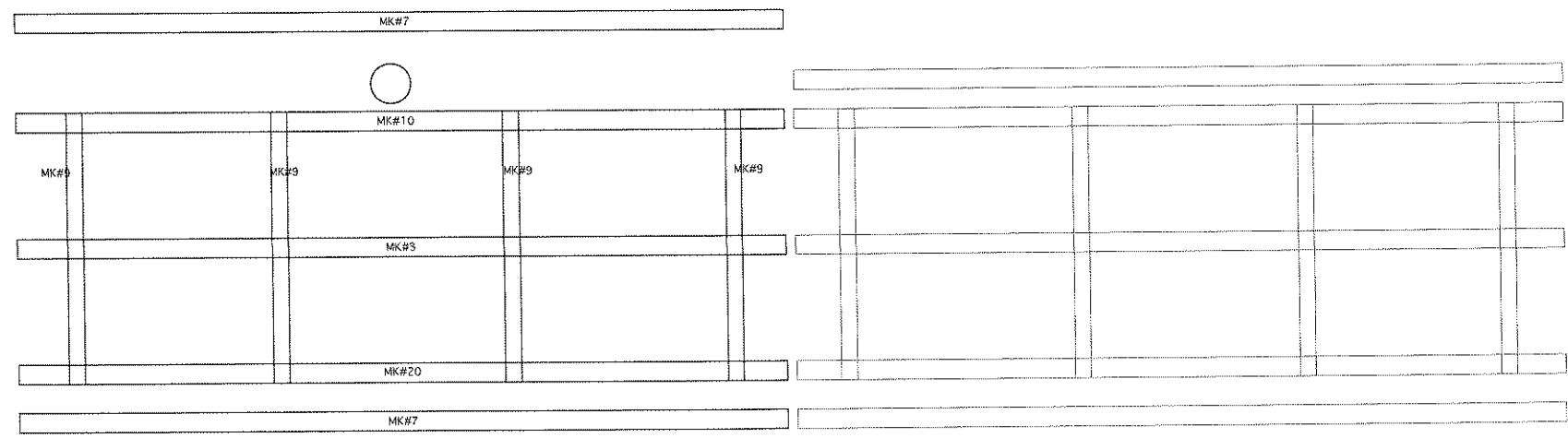
- NOTES:
1. GLULAMS ARE 24F V-B/INDUSTRIAL/ZERO CAMBER COASTAL DOUG FIR.
 2. ALL TIMBER TO BE DOUGLAS FIR #1/BTR.
 3. TREATMENT TO BE CREOSOTE 12LBS FOR GLULAMS AND 20LBS FOR SUBMERGED WOOD MEMBERS.
 4. ACZA CHEMONITE 0.60LBS FOR RUB STRIPS, WEAR DECK, AND GLULAM BULLRAILS.
 5. BOLTS AND MISC. HARDWARE PARTS TO BE A-307 HOT DIP GALVANIZED TO A-153.
 6. FOAM BLOCKS SHALL BE EPS 1.1LB/CU.FT. MIN. ASTM D1621, COATED WITH HYDROSEAL2090 TO A MIN. OF 50ML.
 7. DECKING TO BE 2X10 MILLED TO STATE PATTERN
QTY 25 PIECES
 8. ALL STEEL TO BE A36 HOT DIP GALV. A-153
 9. UHMW SCUPPER BLOCKS PER PLAN***QTY 8***
 10. BUMPER BOARD IS 2X12S4S ***QTY 40LF***

7X20' HOOP FLOAT SECTION
QTY AS SHOWN--4 FLOATS



MK#1
11 1/2X1'-10"
QTY 6
COATED FOAM

MK#2
11 1/2X2'-10"
QTY 1
COATED FOAM



DRWN BY:	
REVISIONS	BY

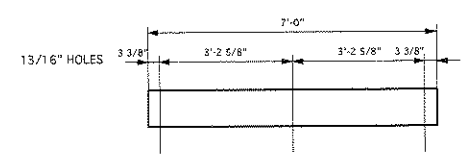
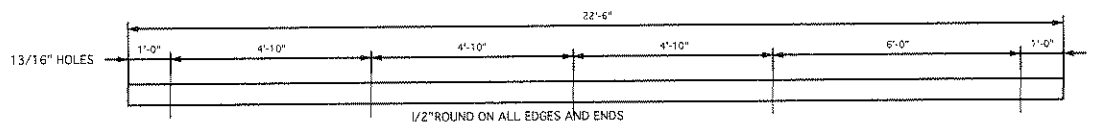

PAGE DESCRIPTION:

SCALE:

HYDER HARBOR REHABILITATION
PROJECT # 67802

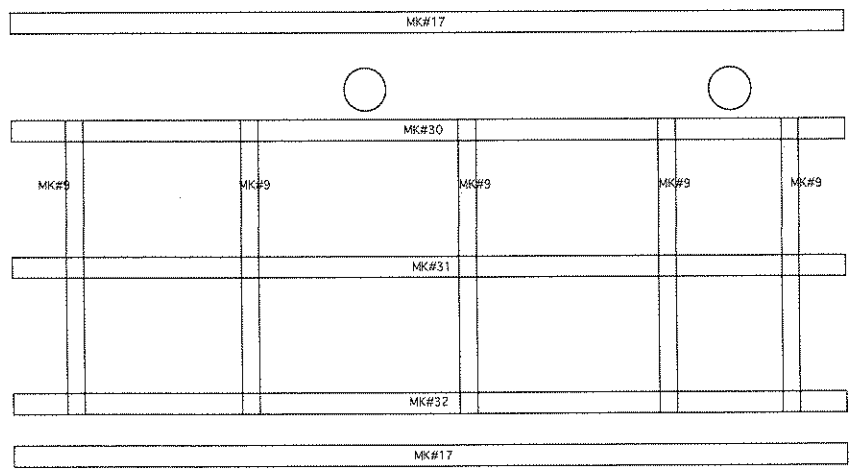
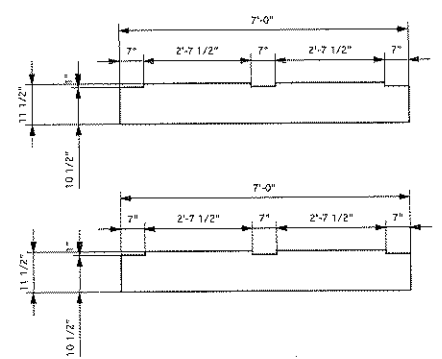
DUTRA DREDGING COMPANY - 41 606-25
MATEUS LUMBER COMPANY INC.
15800 WOODINVILLE-REDMOND RD NE
WOODINVILLE, WA. 98072-2260
PHONE (206) 284-7500.

DATE:
JOB#:
PAGE: 8



7X20' END FLOAT SECTION
QTY AS SHOWN--1 FLOAT

- NOTES:
1. GLULAMS ARE 24F V-8/INDUSTRIAL/ZERO CAMBER COASTAL DOUG FIR.
 2. ALL TIMBER TO BE DOUGLAS FIR #1/BTR.
 3. TREATMENT TO BE CREOSOTE 12LBS FOR GLULAMS AND 20LBS FOR SUBMERGED WOOD MEMBERS.
 4. ACZA CHEMONITE 0.60LBS FOR RUB STRIPS, WEAR DECK, AND GLULAM BULLRAILS.
 5. BOLTS AND MISC. HARDWARE PARTS TO BE A-307 HOT DIP GALVANIZED TO A-153.
 6. FOAM BLOCKS SHALL BE EPS 1.1LB/CU.FT. MIN. ASTM D1621, COATED WITH HYDROSEAL2090 TO A MIN. OF 50MIL.
 7. DECKING TO BE 2X10 MILLED TO STATE PATTERN ***QTY 93 PIECES***
 8. ALL STEEL TO BE A36 HOT DIP GALV. A-153
 9. LHMW SCUPPER BLOCKS PER PLAN***QTY 10***
 10. BUMPER BOARD IS 2X12S4S ***QTY 52LF***



DRWN BY:

REVISIONS	BY

PAGE DESCRIPTION:

SCALE:

HYDER HARBOR REHABILITATION
PROJECT # 67802

DUTRA DREDGING COMPANY - 41606-25
MATHIEUS LUMBER COMPANY INC.
15800 WOODINVILLE-REDMOND RD NE
WOODINVILLE, WA. 98072-2260
PHONE [206] 284-7500.

DATE:
JOB#:
PAGE: 9