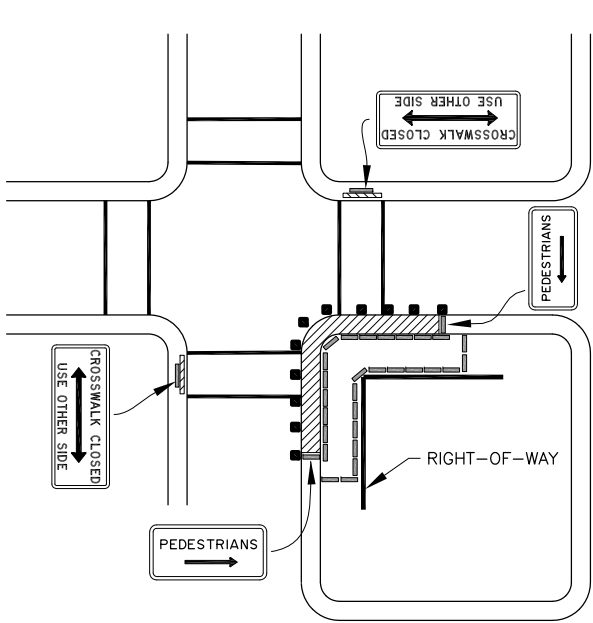


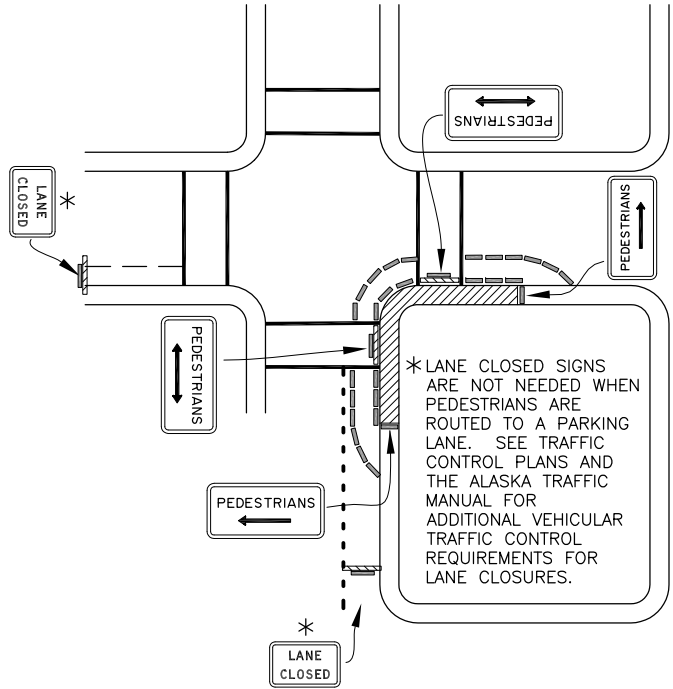
NO.	DATE	REVISION	STATE	PROJECT DESIGNATION	YEAR	SHEET NO.	TOTAL SHEETS
			ALASKA	XXXXXXXX/XXXXXXXXXX	20XX	X	X

NOTES:

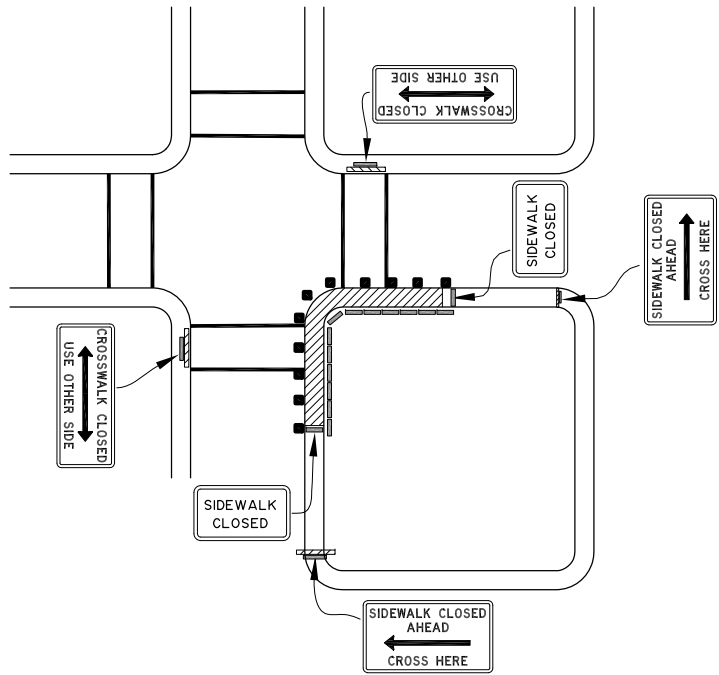
- THIS SHEET FOCUSES ON TRAFFIC CONTROL DEVICES FOR PEDESTRIANS. LOOK ELSEWHERE FOR VEHICULAR TRAFFIC CONTROL REQUIREMENTS.
- PROVIDE PEDESTRIAN TRAFFIC CONTROL DEVICES WHEN SIDEWALKS OR PATHWAYS ARE CLOSED TO PEDESTRIANS AND WHERE REQUIRED BY THE PLANS OR SPECIFICATIONS. WHEN EXISTING PEDESTRIAN FACILITIES ARE DISRUPTED, CLOSED, OR RELOCATED IN A TTC ZONE, THE TEMPORARY FACILITIES SHALL BE DETECTABLE AND INCLUDE ACCESSIBILITY FEATURES CONSISTENT WITH THE FEATURES PRESENT IN THE EXISTING PEDESTRIAN FACILITY.
- AVOID ROUTING PEDESTRIANS ACROSS ROADS UNNECESSARILY. USE DETAIL C OR F ONLY WHEN IT IS NOT PRACTICAL TO USE DETAIL A, B, D, OR E.
- THE WIDTH OF THE EXISTING PEDESTRIAN FACILITY SHOULD BE PROVIDED FOR THE TEMPORARY FACILITY IF PRACTICAL. TRAFFIC CONTROL DEVICES AND OTHER CONSTRUCTION MATERIALS AND FEATURES SHOULD NOT INTRUDE INTO THE USABLE WIDTH OF THE SIDEWALK, TEMPORARY PATHWAY, OR OTHER PEDESTRIAN FACILITY. WHEN IT IS NOT POSSIBLE TO MAINTAIN A MINIMUM WIDTH OF 60 INCHES THROUGHOUT THE ENTIRE LENGTH OF THE PEDESTRIAN PATHWAY, A 60 X 60-INCH PASSING SPACE SHOULD BE PROVIDED AT LEAST EVERY 200 FEET TO ALLOW INDIVIDUALS IN WHEELCHAIRS TO PASS.
- WHERE THE POSTED SPEED LIMIT EXCEEDS 45 MPH, SEPARATE PEDESTRIANS FROM ROADWAY EDGE OF PAVEMENT OR FACE OF CURB BY AT LEAST 5'. WHERE THAT IS NOT FEASIBLE, INSTALL PORTABLE CONCRETE BARRIER BETWEEN PEDESTRIANS AND THE ROAD.
- WHEN PEDESTRIAN TRAFFIC CONTROL DEVICES REQUIRED BY THE CURRENT TRAFFIC CONTROL PLAN ARE NOT IN PLACE OR ARE TEMPORARILY REMOVED, PROVIDE A WORKER TO DIRECT PEDESTRIANS THROUGH THE WORK AREA.
- COVER PEDESTRIAN TRAFFIC SIGNAL DISPLAYS CONTROLLING CLOSED CROSSWALKS.
- WHEN USING DETAILS C AND F, ROUTE PEDESTRIANS TO THE BEST CROSSING POINT NEAR THE WORK AREA.
- WHEN CHANNELIZATION IS USED TO DELINEATE A PEDESTRIAN PATHWAY, A CONTINUOUS DETECTABLE EDGING SHOULD BE PROVIDED THROUGHOUT THE LENGTH OF THE FACILITY SUCH THAT PEDESTRIANS USING A LONG CANE CAN FOLLOW IT. THESE DETECTABLE EDGINGS SHOULD COMPLY WITH THE PROVISIONS OF THE MUTCD.
- SIGNS AND OTHER DEVICES MOUNTED LOWER THAN 7 FEET ABOVE THE TEMPORARY PEDESTRIAN PATHWAY SHOULD NOT PROJECT MORE THAN 4 INCHES INTO ACCESSIBLE PEDESTRIAN FACILITIES.
- INSTALL PEDESTRIAN SIGNS ON AN ADA COMPLIANT (DETECTABLE) TYPE III BARRICADE.



A. DETOUR AWAY FROM ROAD



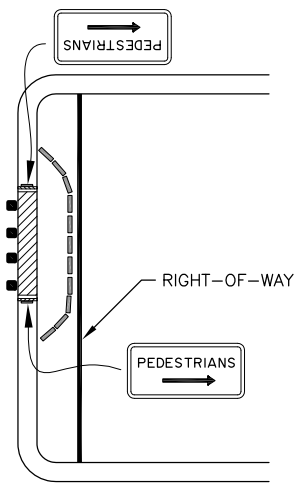
B. DETOUR TO CLOSED PARKING OR TRAVEL LANE



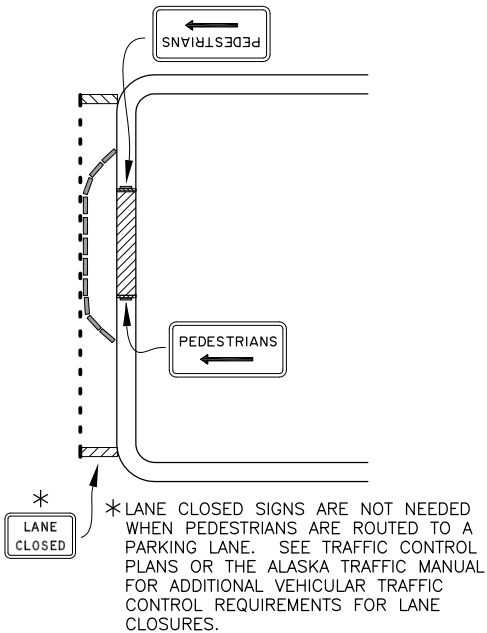
C. DETOUR TO OTHER SIDE

INTERSECTION SIDEWALK, PATHWAY OR SHOULDER CLOSURE

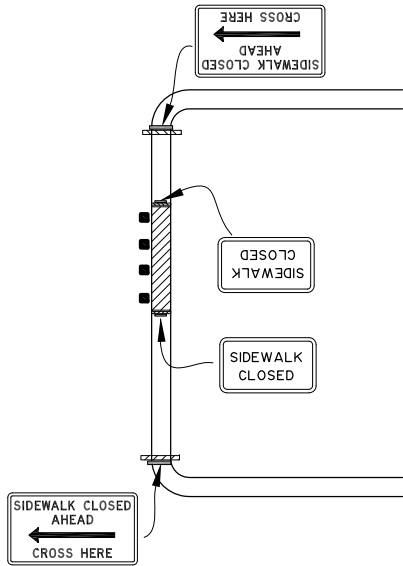
A TO C IN ORDER OF PREFERENCE



D. DETOUR AWAY FROM ROAD



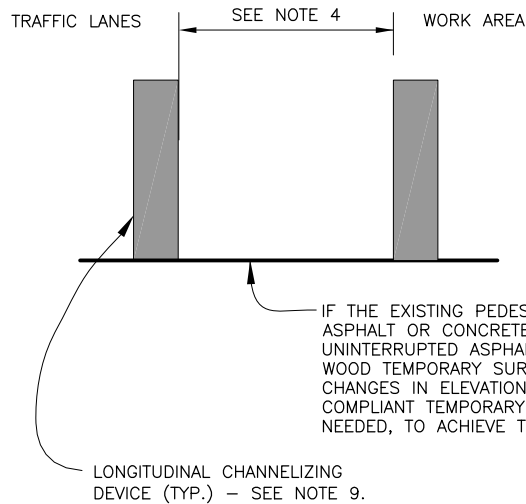
E. DETOUR TO CLOSED PARKING OR TRAVEL LANE



F. DETOUR TO OTHER SIDE

MID-BLOCK SIDEWALK, PATHWAY OR SHOULDER CLOSURE

D TO F IN ORDER OF PREFERENCE



PEDESTRIAN DETOUR – TYPICAL SECTION

LEGEND:

- LONGITUDINAL CHANNELIZING DEVICE
- TYPE III BARRICADE
- CHANNELIZING DEVICE
- TYPE III BARRICADE WITH SIGN
- WORK AREA

STATE OF ALASKA
DEPARTMENT OF TRANSPORTATION
AND PUBLIC FACILITIES

PROJECT TITLE
PROJECT TITLE

PEDESTRIAN
TRAFFIC CONTROL