

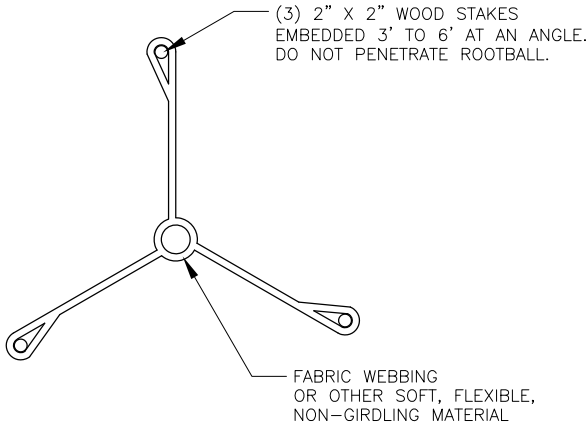
DESIGNED BY
CHECKED BY
DRAFTED BY

SCALE

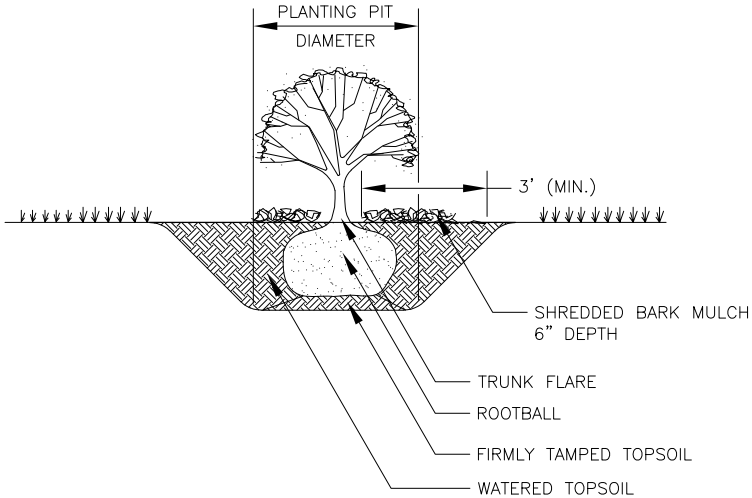
DATE
TIME
10/28/2020 9:43 AM

DRAWING LOCATION
L:\HIGHWAY\DESIGN\MASTERS\AUTOCAD\REGIONAL\DETAILS\2016\HIGHWAYS\PLANTING\DETAIL_C3D16_IN_PROGRESS.DWG

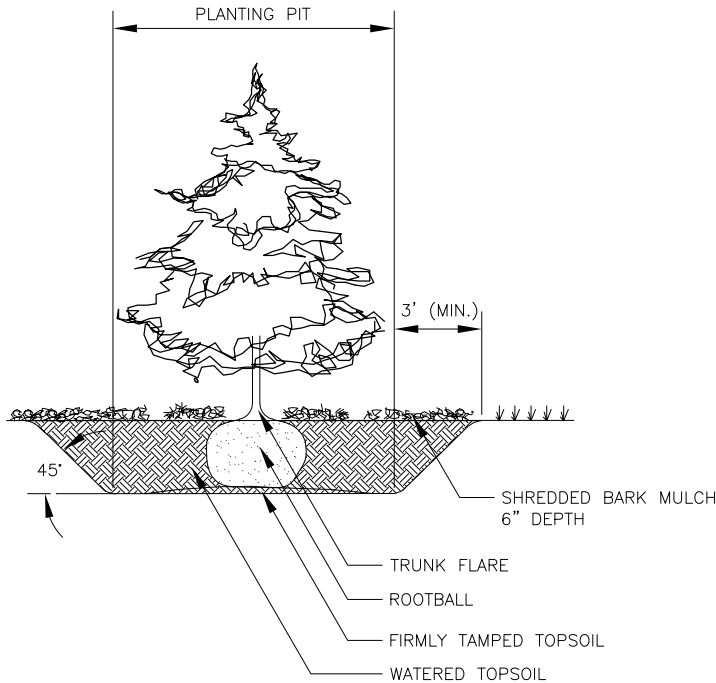
NO.	DATE	REVISION	STATE	PROJECT DESIGNATION	YEAR	SHEET NO.	TOTAL SHEETS
			ALASKA	XXXXXXXX/XXXXXXXXXXXX	20XX	LAYOUT 1	



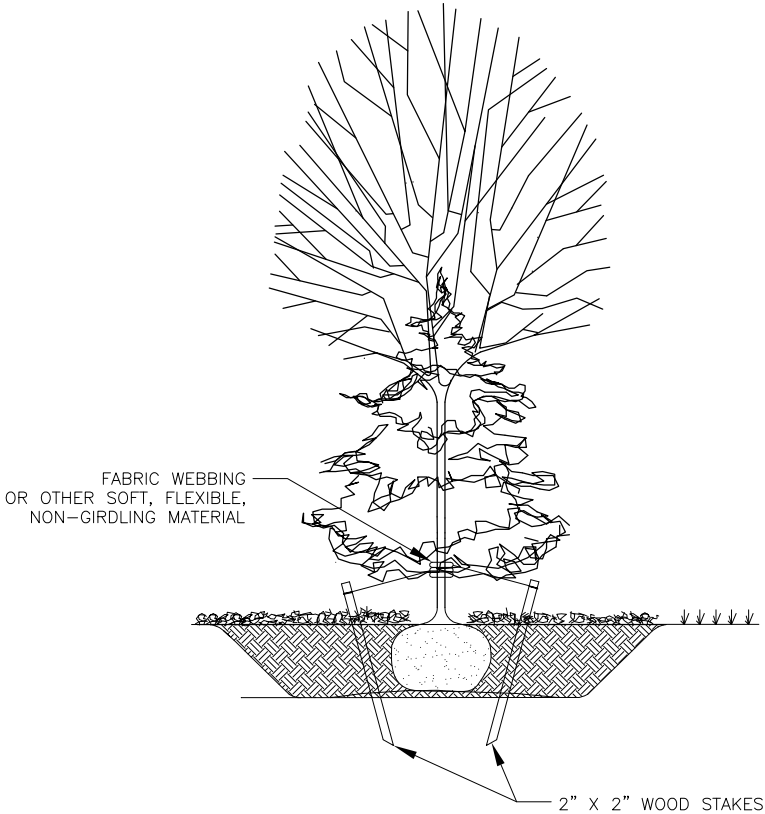
STAKING DETAIL



SHRUB PLANTING DETAIL



CONIFER TREE PLANTING DETAIL




TREE STABILIZATION STAKING DETAIL

PLANTING NOTES:

1. THE CONTRACTOR SHALL PLACE CONSTRUCTION STAKES FOR TREES AND SHRUBS AT THE LOCATIONS SHOWN ON THE PLANS. THE ENGINEER SHALL APPROVE THE LOCATIONS PRIOR TO EXCAVATING THE PLANTING PITS.
2. PLANT AS FOLLOWS:
 - A. EXCAVATE AND REMOVE EXISTING SOIL IN THE PLANTING PIT.
 - B. FOR SHRUBS: THE MINIMUM DIAMETER OF THE PLANTING PIT SHALL BE 2 TO 3 TIMES THE HORIZONTAL DIAMETER OF THE ROOTBALL.
 - C. FOR TREES: THE MINIMUM DIAMETER OF THE PLANTING PIT SHALL BE 4 TO 5 TIMES THE HORIZONTAL DIAMETER OF THE ROOTBALL.
 - D. EXCAVATE THE PLANTING PIT TO A MINIMUM DEPTH OF 6 INCHES BELOW THE BOTTOM OF THE ROOTBALL.
 - E. TILL OR SCARIFY 6 INCHES OF THE WALLS AND BOTTOM OF THE SAUCER-SHAPED PLANTING PIT.
 - F. PLACE TOPSOIL DIRECTLY UNDER THE ROOTBALL LOCATION AND TAMP IT FIRMLY.
 - G. PLACE TREE OR SHRUB WITH TRUNK FLARE AT OR UP TO 1 INCH ABOVE FINISHED GRADE.
 - H. IF THE ROOTBALL COMES IN A PLASTIC CONTAINER: THE PLASTIC CONTAINER MUST BE COMPLETELY REMOVED.
 - I. IF THE ROOTBALL COMES WRAPPED IN BURLAP OR WIRE BASKET: CUT, PEEL DOWN, REMOVE OR LAY THEM FLAT IN THE BOTTOM OF PLANTING PIT.
 - J. BACKFILL THE PLANTING PIT WITH PREPARED TOPSOIL AND THOROUGHLY WATER DURING BACKFILLING TO PREVENT AIR POCKETS.
 - K. DO NOT FERTILIZE TOPSOIL AT THE TIME OF PLANTING.
3. KEEP SHREDDED BARK MULCH 3 INCHES TO 6 INCHES FAR AWAY FROM THE TRUNK.
4. TREE STABILIZATION STAKING IS REQUIRED FOR TREES IN WINDY LOCATIONS OR WHERE NEEDED TO HELP KEEP TREES IN AN UPRIGHT POSITION. TIE AT APPROXIMATELY ONE THIRD TREE HEIGHT. DO NOT STAKE TREE RIGIDLY; IT MUST BE ABLE TO MOVE IN THE WIND. REMOVE TIES AFTER ONE YEAR.

DATE	###
###	----



STATE OF ALASKA
DEPARTMENT OF TRANSPORTATION
AND PUBLIC FACILITIES
PROJECT TITLE
PROJECT TITLE
PLANTING DETAILS