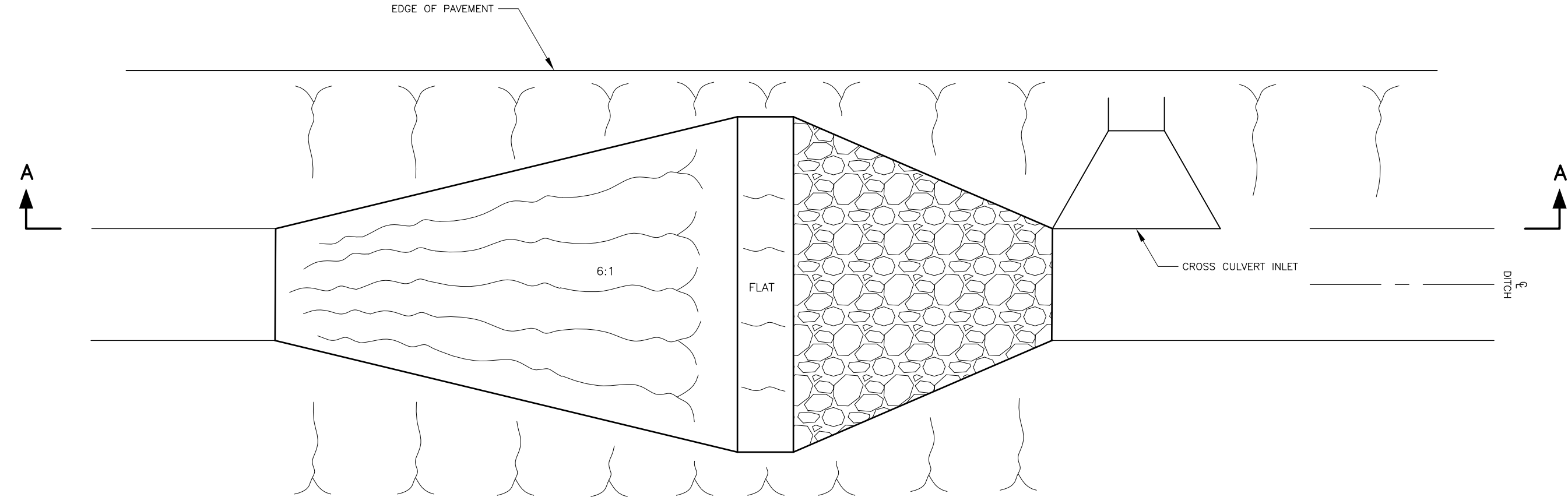


DRAWING LOCATION: L:\HIGHWAY\DESIGN\MASTERS\AUTOCAD\REGIONAL\DETAILS\2016\HIGHWAYS\DIKE DIKE_C3D16_IN_PROGRESS.DWG

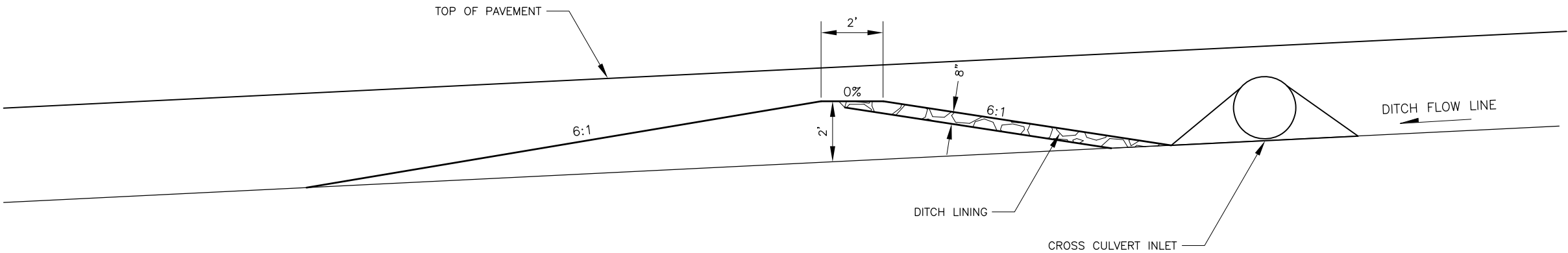
DESIGNED BY: _____
CHECKED BY: _____
DRAFTED BY: _____

SCALE: _____
DATE: 10/28/2020 8:57 AM
TIME: _____

NO.	DATE	REVISION	STATE	PROJECT DESIGNATION	YEAR	SHEET NO.	TOTAL SHEETS
			ALASKA	XXXXXXXX/XXXXXXXXXXXX	20XX	FLAT DITCH	



PLAN VIEW




SECTION A-A

FLAT DITCH DIKE

DESIGNER NOTES:

1. THIS DETAIL IS FOR A FLAT-BOTTOMED DITCH. IF A "V" DITCH IS REQUIRED, USE CORRESPONDING DETAIL.
2. IF ONLY A FEW DIKES ARE USED, MAKE WORK SUBSIDIARY TO BORROW, TYPE A

DATE	###
###	----



STATE OF ALASKA
DEPARTMENT OF TRANSPORTATION
AND PUBLIC FACILITIES

PROJECT TITLE
PROJECT TITLE
FLAT DITCH DIKE
DETAILS