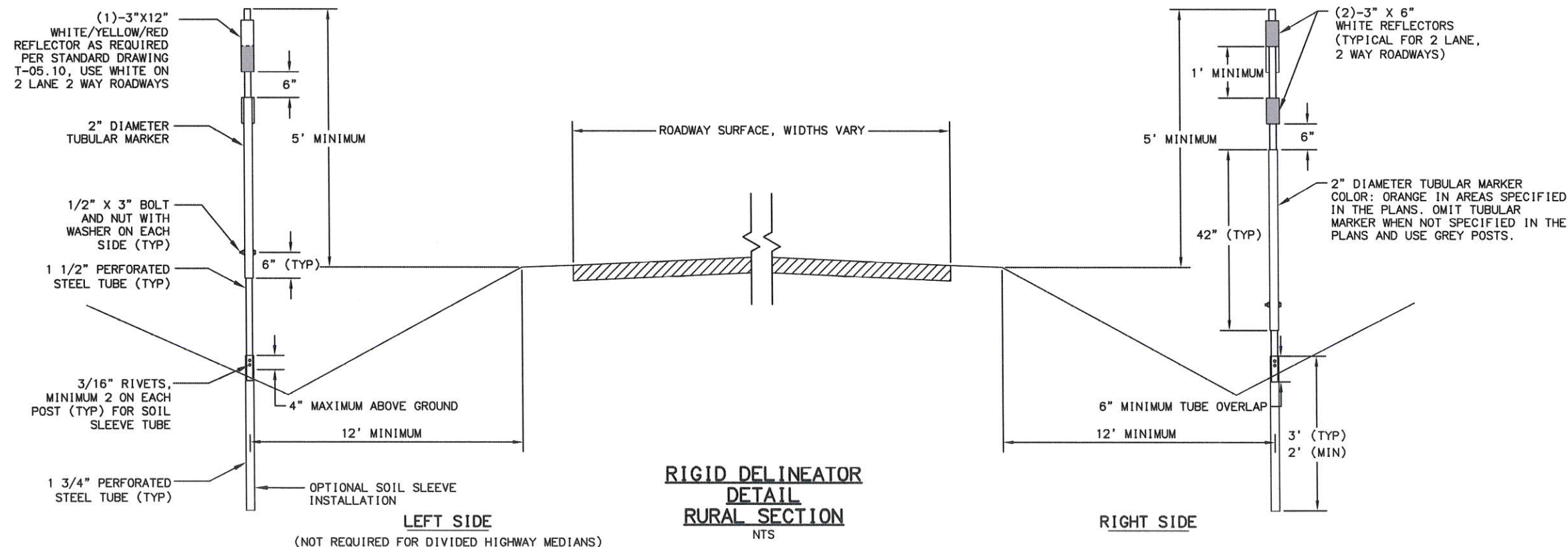
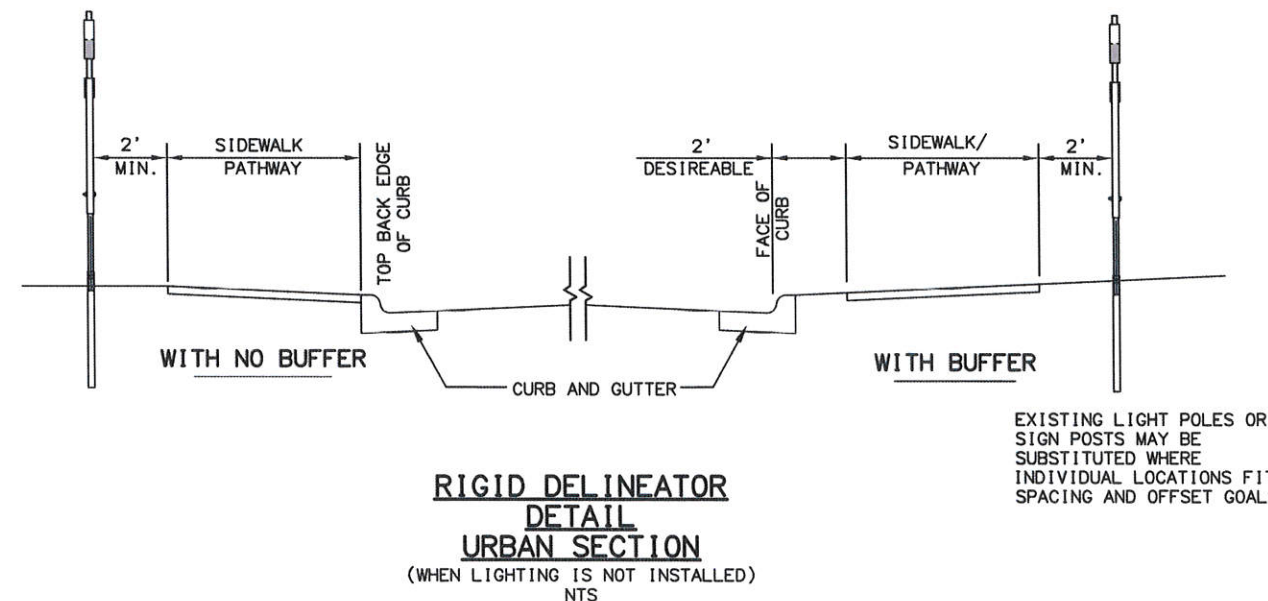



NOTES:

- On 2 lane, 2 way roadways insert tubular markers over post when specified in the plans. Materials for markers are specified in 643-2.01, and are to be installed without reflectors on the marker. Fasten the markers to the delineator post with galvanized hardware. Take care to not over tighten bolts, do not allow marker to be crimped. Tubular markers are subsidiary to delineator post work.
- 12' offset for delineators is minimum. Distance shall not exceed 15'. Final locations to be approved by the engineer prior to installation.
- Delineators shall not be placed in the ditch line and should be located 2' above the ditch line towards back slope where possible.
- Where delineator installation requires removal of small trees and/or shrubs, remove in accordance with Subsection 201-3.04 "HAND CLEARING".
- Install delineator post foundations in accordance with the sleeve type foundation in Alaska Standard Plan S-30.
- Ensure that the delineators have a uniform appearance. This may require offset transitions to achieve the uniformity.
- Each delineator shall be equipped with three reflectors as shown. Omit the 3"x12" inch reflector from the back side of delineators on divided highway sections. Use the back side reflector on ramps.
- See Alaska Standard Plan T-05 for additional information for delineator installation.
- Use type XI retroreflective sheeting on delineators.
- Do not install delineators behind guardrail. Use Alaska Standard Plan G-00 for guardrail delineation.
- Colored fiberglass U-channel posts may be substituted for steel delineator posts with markers.



State of Alaska DOT&PF
CENTRAL REGION
STANDARD DETAIL

Guide Marker &
Delineator Details

Adopted as a Central
Region Standard Detail by: 
John R. Linnell, P.E.
CR Preconstruction Engineer

Adoption Date: 06/30/2020

Last Code and Stds. Review
By: Date:

Next Code and Standards Review date: 06/30/2030